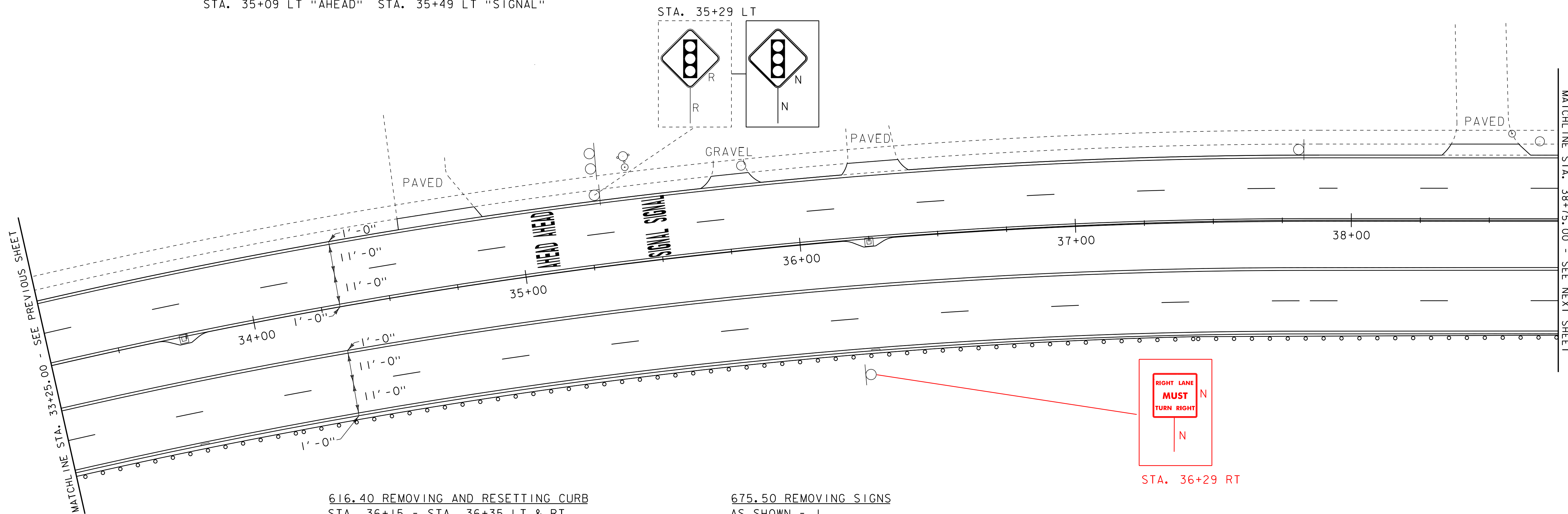
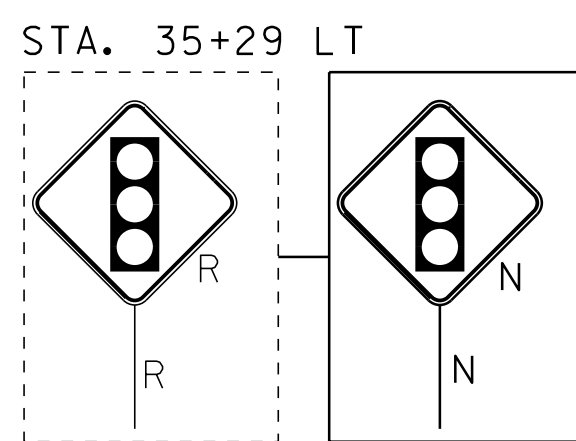


646.492 DURABLE LETTER OR SYMBOL, THERMOPLASTIC
 STA. 35+09 LT "AHEAD" STA. 35+49 LT "SIGNAL"
 STA. 35+09 LT "AHEAD" STA. 35+49 LT "SIGNAL"

646.692 TEMPORARY LETTER OR SYMBOL, PAINT
 STA. 35+09 LT "AHEAD" STA. 35+49 LT "SIGNAL"
 STA. 35+09 LT "AHEAD" STA. 35+49 LT "SIGNAL"



616.40 REMOVING AND RESETTNG CURB
 STA. 36+15 - STA. 36+35 LT & RT
 (LEFT EDGE OF MEDIAN)

~~646.20~~
~~646.402 DURABLE 4" WHITE LINE, THERMOPLASTIC~~
 STA. 33+25 - STA. 38+75 (SOLID LT & RT)
 STA. 33+25 - STA. 38+75 (DASHED LT & RT)

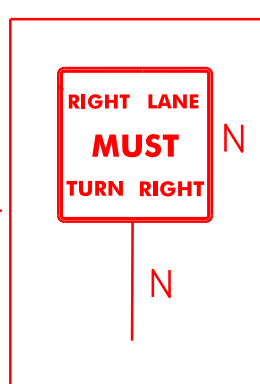
646.602 TEMPORARY 4" WHITE LINE, PAINT
 STA. 33+25 - STA. 38+75 (SOLID LT & RT)
 STA. 33+25 - STA. 38+75 (DASHED LT & RT)

675.50 REMOVING SIGNS
 AS SHOWN - I

~~646.21~~
~~646.412 DURABLE 4" YELLOW LINE, THERMOPLASTIC~~
 STA. 33+25 - STA. 38+75 (SOLID RT)
 (BOTH EDGES OF MEDIAN)

646.612 TEMPORARY 4" YELLOW LINE, PAINT
 STA. 33+25 - STA. 38+75 (SOLID RT)
 (BOTH EDGES OF MEDIAN)

604.412, 604.415, 604.418 REHAB, DROP
 INLETS, CATCH BASINS, OR MANHOLES, CLASS I,
 CLASS II OR CLASS III
 STA. 33+74 RT "TYPE D GRATE"
 STA. 33+74 RT
 STA. 36+24 RT
 STA. 36+25 RT "TYPE D GRATE"



STA. 36+29 RT

LEGEND

- HYDRANT
- MANHOLE
- WATER VALVE
- GAS PIPELINE MARKER
- ⊠ CATCH BASIN / DROP INLET
- CURB INLET
- ⊠ TRAFFIC CONTROL BOX
- ⊕ RAILROAD CROSSING SIGNAL

SIGN LEGEND

- R = REMOVE
- R&S = REMOVE AND SALVAGE
- RET = RETAIN
- S = SALVAGE
- N = NEW
- B-B = BACK TO BACK

| | |
|------------|-----|
| DATUM | |
| VERTICAL | N/A |
| HORIZONTAL | N/A |

NOT TO SCALE

PROJECT LAYOUT SHEET 19

PROJECT NAME: COLCHESTER-ESSEX
 PROJECT NUMBER: STP 2616(I)S

FILE NAME: p06b062.dgn
 PROJECT LEADER: EPD
 DESIGNED BY: CDL
 PLOT FILE: p06b062p119.i

PLOT DATE: 30-OCT-2012 12:00
 DRAWN BY: SJL
 CHECKED BY: EPD
 SHEET 27 OF \$SH\$