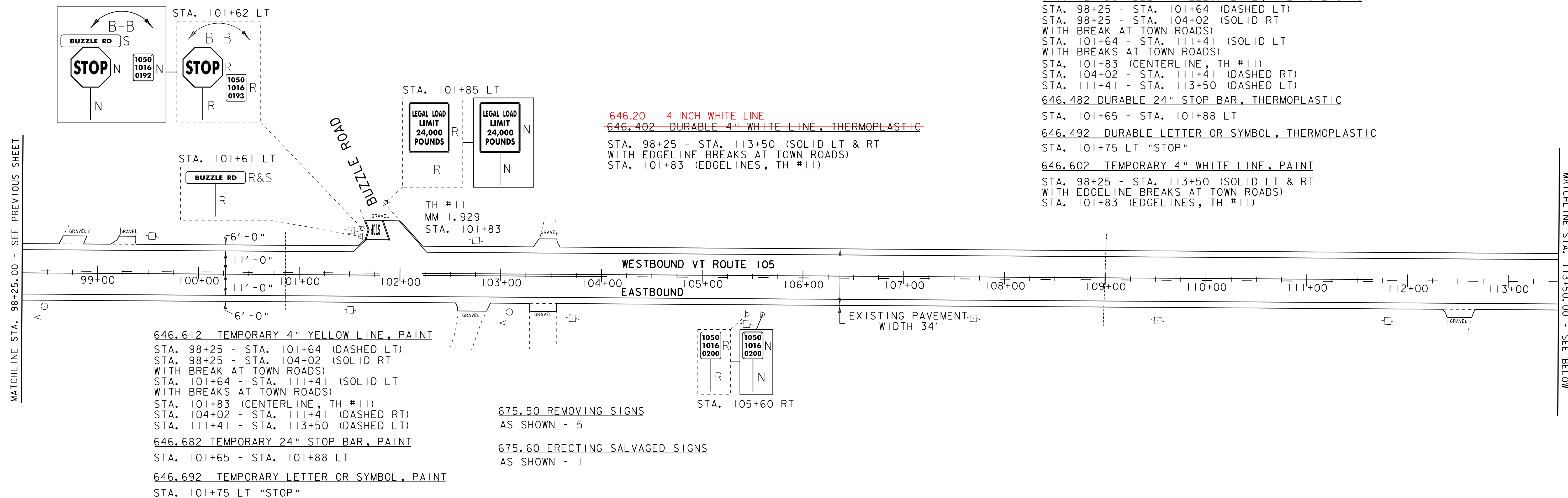


646.21 4 INCH YELLOW LINE
~~646.412 DURABLE 4" YELLOW LINE, THERMOPLASTIC~~
 STA. 98+25 - STA. 101+64 (DASHED LT)
 STA. 98+25 - STA. 104+02 (SOLID RT WITH BREAK AT TOWN ROADS)
 STA. 101+64 - STA. 111+41 (SOLID LT WITH BREAKS AT TOWN ROADS)
 STA. 101+83 (CENTERLINE, TH #11)
 STA. 104+02 - STA. 111+41 (DASHED RT)
 STA. 111+41 - STA. 113+50 (DASHED LT)
 646.482 DURABLE 24" STOP BAR, THERMOPLASTIC
 STA. 101+65 - STA. 101+88 LT
 646.492 DURABLE LETTER OR SYMBOL, THERMOPLASTIC
 STA. 101+75 LT "STOP"
 646.602 TEMPORARY 4" WHITE LINE, PAINT
 STA. 98+25 - STA. 113+50 (SOLID LT & RT WITH EDGELINE BREAKS AT TOWN ROADS)
 STA. 101+83 (EDGELINES, TH #11)

646.20 4 INCH WHITE LINE
~~646.402 DURABLE 4" WHITE LINE, THERMOPLASTIC~~
 STA. 98+25 - STA. 113+50 (SOLID LT & RT WITH EDGELINE BREAKS AT TOWN ROADS)
 STA. 101+83 (EDGELINES, TH #11)

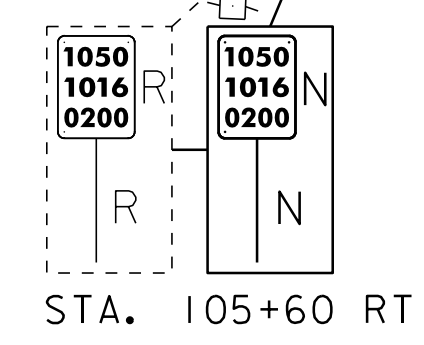
MATCHLINE STA. 98+25.00 - SEE PREVIOUS SHEET

MATCHLINE STA. 113+50.00 - SEE BELOW



646.612 TEMPORARY 4" YELLOW LINE, PAINT
 STA. 98+25 - STA. 101+64 (DASHED LT)
 STA. 98+25 - STA. 104+02 (SOLID RT WITH BREAK AT TOWN ROADS)
 STA. 101+64 - STA. 111+41 (SOLID LT WITH BREAKS AT TOWN ROADS)
 STA. 101+83 (CENTERLINE, TH #11)
 STA. 104+02 - STA. 111+41 (DASHED RT)
 STA. 111+41 - STA. 113+50 (DASHED LT)
 646.682 TEMPORARY 24" STOP BAR, PAINT
 STA. 101+65 - STA. 101+88 LT
 646.692 TEMPORARY LETTER OR SYMBOL, PAINT
 STA. 101+75 LT "STOP"

675.50 REMOVING SIGNS
 AS SHOWN - 5
 675.60 ERECTING SALVAGED SIGNS
 AS SHOWN - 1



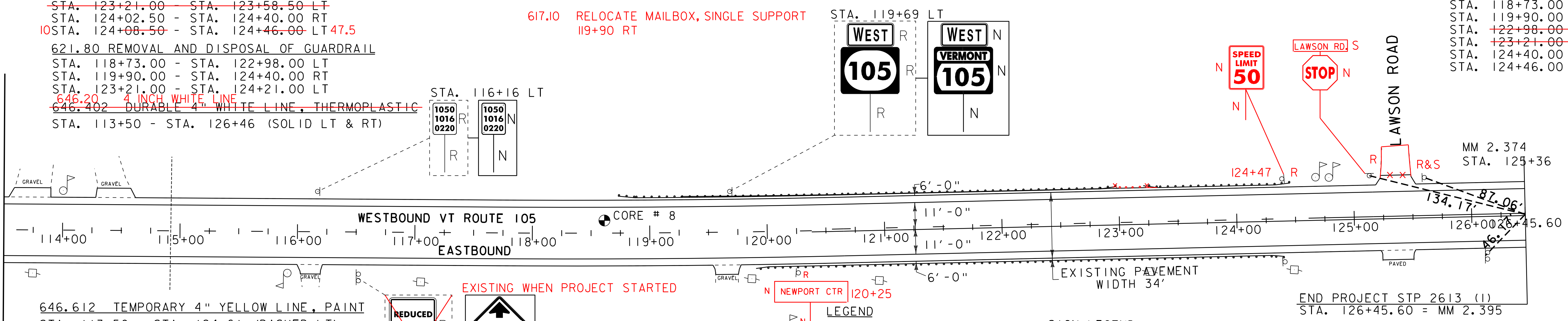
621.20 STEEL BEAM GUARDRAIL, GALVANIZED
 STA. 119+10.50 - STA. 122+60.50 LT
 STA. 120+27.50 - STA. 124+02.50 RT
 STA. 123+58.50 - STA. 124+08.50 LT
 621.50 MANUFACTURED TERMINAL SECTION, FLARED
 STA. 118+73.00 - STA. 119+10.50 LT
 STA. 119+90.00 - STA. 120+27.50 RT
 STA. 122+60.50 - STA. 122+98.00 LT
 STA. 123+21.00 - STA. 123+58.50 LT
 STA. 124+02.50 - STA. 124+40.00 RT
 STA. 124+08.50 - STA. 124+46.00 LT
 621.80 REMOVAL AND DISPOSAL OF GUARDRAIL
 STA. 118+73.00 - STA. 122+98.00 LT
 STA. 119+90.00 - STA. 124+40.00 RT
 STA. 123+21.00 - STA. 124+21.00 LT
 646.20 4 INCH WHITE LINE
 646.402 DURABLE 4" WHITE LINE, THERMOPLASTIC
 STA. 113+50 - STA. 126+46 (SOLID LT & RT)

646.21 4 INCH YELLOW LINE
~~646.412 DURABLE 4" YELLOW LINE, THERMOPLASTIC~~
 STA. 113+50 - STA. 124+61 (DASHED LT)
 STA. 120+38 - STA. 126+45.60 (SOLID RT)
 STA. 124+61 - STA. 126+45.60 (SOLID LT)
 646.492 DURABLE LETTER OR SYMBOL, THERMOPLASTIC
 126+10 RT "SCHOOL"
 617.10 RELOCATE MAILBOX, SINGLE SUPPORT
 119+90 RT

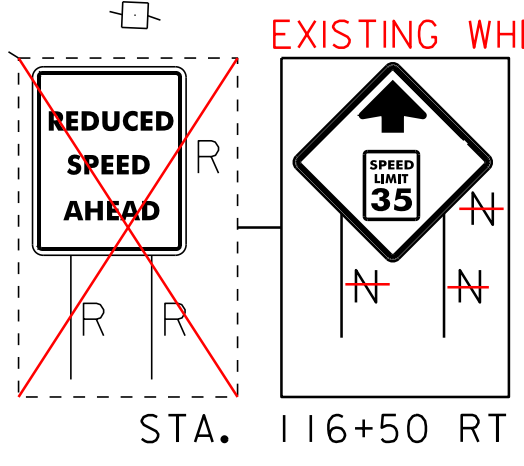
646.602 TEMPORARY 4" WHITE LINE, PAINT
 STA. 113+50 - STA. 126+45.60 (SOLID LT & RT)

675.50 REMOVING SIGNS
 AS SHOWN - 4
 675.60 ERECTING SALVAGED SIGNS
 AS SHOWN - 1
 676.10 DELINEATOR WITH STEEL POST
 STA. 118+73.00 LT
 STA. 119+90.00 RT
 STA. 122+98.00 LT
 STA. 123+21.00 LT
 STA. 124+40.00 RT
 STA. 124+46.00 LT

MATCHLINE STA. 113+50.00 - SEE ABOVE



646.612 TEMPORARY 4" YELLOW LINE, PAINT
 STA. 113+50 - STA. 124+61 (DASHED LT)
 STA. 120+38 - STA. 126+45.60 (SOLID RT)
 STA. 124+61 - STA. 126+45.60 (SOLID LT)



PAVEMENT CORES = ●
 STA. 118+69 LT.
 CORE # 8
 TOTAL DEPTH PCC
 6' NO

LEGEND
 ● MAILBOX
 ○ UTILITY POLE
 ○ HYDRANT
 ○ MANHOLE
 ○ WATER VALVE
 □ CATCH BASIN / DROP INLET
 ⊕ RAILROAD CROSSING SIGNAL

SIGN LEGEND
 R = REMOVE
 R&S = REMOVE AND SALVAGE
 RET = RETAIN
 S = SALVAGE
 N = NEW
 B-B = BACK TO BACK

PROJECT LAYOUT SHEET 10

PROJECT NAME: TROY-NEWPORT
 PROJECT NUMBER: STP 2613(I)
 FILE NAME: 06B056.dgn
 PROJECT LEADER: CDL
 DESIGNED BY: SJL
 PLOT FILE: 06b056*23.i
 PLOT DATE: 25-OCT-2011 12:18
 DRAWN BY: SJL
 CHECKED BY: EPD
 SHEET 23 OF 31

NOT TO SCALE