

621.20 STEEL BEAM GUARDRAIL, GALVANIZED
 STA. 299+26.50 - STA. 301+50.00 LT
 621.50 MANUFACTURED TERMINAL SECTION, FLARED
 STA. 298+89.00 - STA. 299+26.50 LT
 621.80 REMOVAL AND DISPOSAL OF GUARDRAIL
 STA. 298+89.00 - STA. 301+50.00 LT
~~646.402 DURABLE 4" WHITE LINE, THERMOPLASTIC~~ 646.20 4 INCH WHITE LINE
 STA. 286+50 - STA. 301+50 (SOLID LT & RT WITH EDGELINE BREAKS AT TOWN ROADS)
 STA. 290+64 (EDGELINES, TH #18)
 646.412 DURABLE 4" YELLOW LINE, THERMOPLASTIC
 STA. 286+50 - STA. 289+34 (DASHED LT)
 STA. 286+50 - STA. 301+50 (SOLID RT WITH BREAKS AT TOWN ROADS)
 STA. 289+34 - STA. 301+50 (SOLID LT WITH BREAKS AT TOWN ROADS)

646.602 TEMPORARY 4" WHITE LINE, PAINT
 STA. 286+50 - STA. 301+50 (SOLID LT & RT WITH EDGELINE BREAKS AT TOWN ROADS)
 STA. 290+64 (EDGELINES, TH #18)

675.50 REMOVING SIGNS
 AS SHOWN - 7
 675.60 ERECTING SALVAGED SIGNS
 AS SHOWN - 2
 676.10 DELINEATOR WITH STEEL POST
 STA. 298+89.00 LT

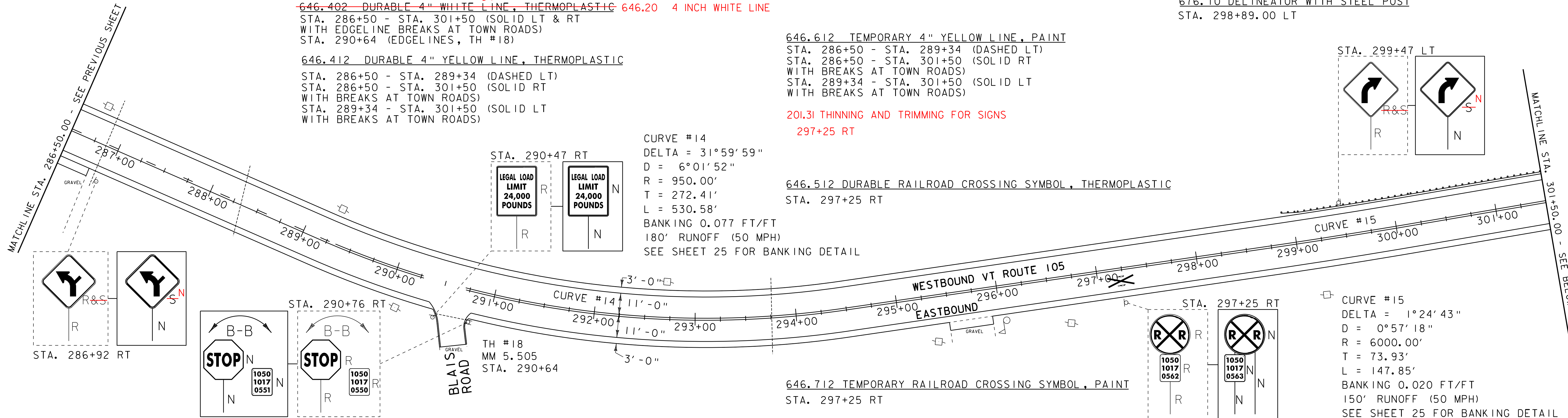
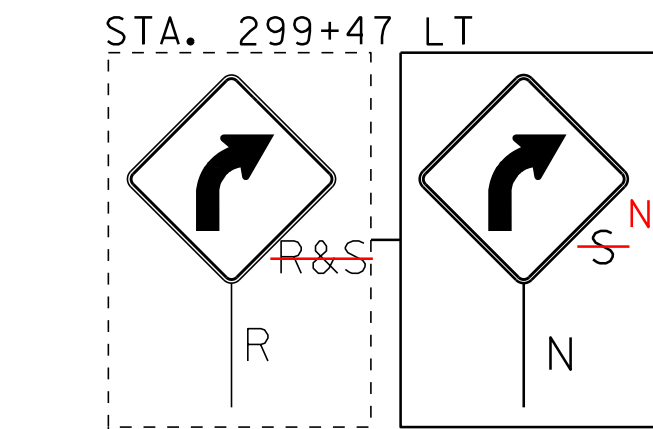
646.612 TEMPORARY 4" YELLOW LINE, PAINT
 STA. 286+50 - STA. 289+34 (DASHED LT)
 STA. 286+50 - STA. 301+50 (SOLID RT WITH BREAKS AT TOWN ROADS)
 STA. 289+34 - STA. 301+50 (SOLID LT WITH BREAKS AT TOWN ROADS)

201.31 THINNING AND TRIMMING FOR SIGNS
 297+25 RT

646.512 DURABLE RAILROAD CROSSING SYMBOL, THERMOPLASTIC
 STA. 297+25 RT

646.712 TEMPORARY RAILROAD CROSSING SYMBOL, PAINT
 STA. 297+25 RT

CURVE #14
 DELTA = 31°59'59"
 D = 6°01'52"
 R = 950.00'
 T = 272.41'
 L = 530.58'
 BANKING 0.077 FT/FT
 180' RUNOFF (50 MPH)
 SEE SHEET 25 FOR BANKING DETAIL



PAVEMENT CORES =
 STA. 305+18 LT.
 CORE # 4
 TOTAL DEPTH PCC
 6' NO

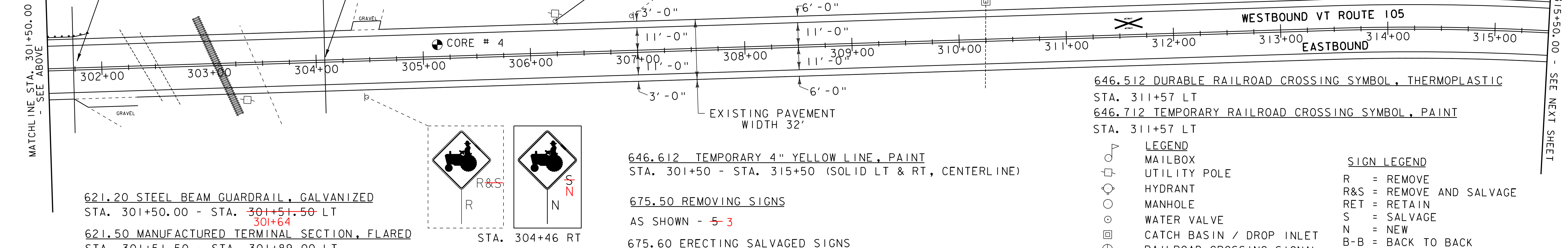
646.20 4 INCH WHITE LINE
~~646.402 DURABLE 4" WHITE LINE, THERMOPLASTIC~~
 STA. 301+50 - STA. 315+50 (SOLID LT & RT)
 646.412 DURABLE 4" YELLOW LINE, THERMOPLASTIC
 STA. 301+50 - STA. 315+50 (SOLID LT & RT, CENTERLINE)
 646.21 4 INCH YELLOW LINE
 301+65 ~ 315+50
 646.602 TEMPORARY 4" WHITE LINE, PAINT
 STA. 301+50 - STA. 315+50 (SOLID LT & RT)

646.512 DURABLE RAILROAD CROSSING SYMBOL, THERMOPLASTIC
 STA. 311+57 LT
 646.712 TEMPORARY RAILROAD CROSSING SYMBOL, PAINT
 STA. 311+57 LT

646.612 TEMPORARY 4" YELLOW LINE, PAINT
 STA. 301+50 - STA. 315+50 (SOLID LT & RT, CENTERLINE)
 675.50 REMOVING SIGNS
 AS SHOWN - 5-3
 675.60 ERECTING SALVAGED SIGNS
 AS SHOWN - +
 676.10 DELINEATOR WITH STEEL POST
 STA. 301+89.00 LT

- LEGEND
- MAILBOX
 - UTILITY POLE
 - HYDRANT
 - MANHOLE
 - WATER VALVE
 - CATCH BASIN / DROP INLET
 - RAILROAD CROSSING SIGNAL
- SIGN LEGEND
- R = REMOVE
 - R&S = REMOVE AND SALVAGE
 - RET = RETAIN
 - S = SALVAGE
 - N = NEW
 - B-B = BACK TO BACK

STOP PROJECT 301+80
 RESUME PROJECT 304+08



621.20 STEEL BEAM GUARDRAIL, GALVANIZED
 STA. 301+50.00 - STA. 301+51.50 LT
 621.50 MANUFACTURED TERMINAL SECTION, FLARED
 STA. 301+51.50 - STA. 301+89.00 LT
 STA. 303+57.00 - STA. 303+94.50 RT
 STA. 304+19.50 - STA. 304+57.00 RT
 621.80 REMOVAL AND DISPOSAL OF GUARDRAIL
 STA. 301+50.00 - STA. 301+89.00 LT
 STA. 302+43.00 - STA. 303+02.00 RT

PROJECT LAYOUT SHEET 5	PROJECT NAME: TROY-NEWPORT	PLOT DATE: 25-OCT-2011 12:18
	PROJECT NUMBER: STP 2613(I)	DRAWN BY: SJL
	FILE NAME: 06B056.dgn	CHECKED BY: EPD
	DESIGNED BY: SJL	SHEET 18 OF 31

NOT TO SCALE