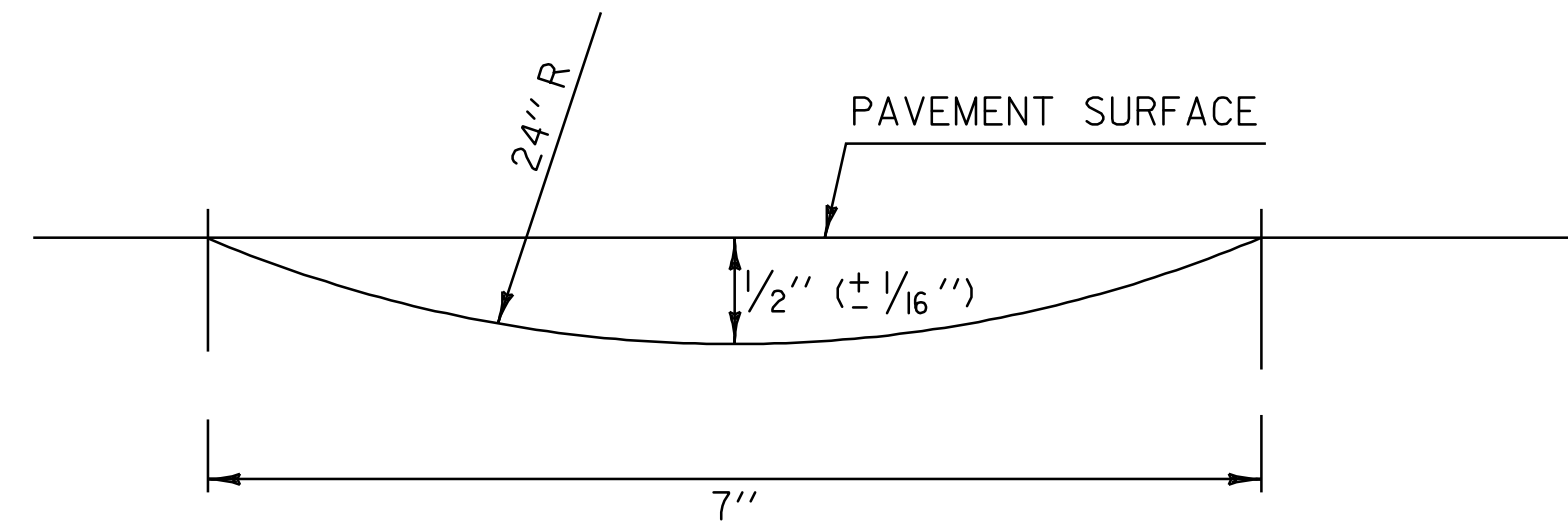
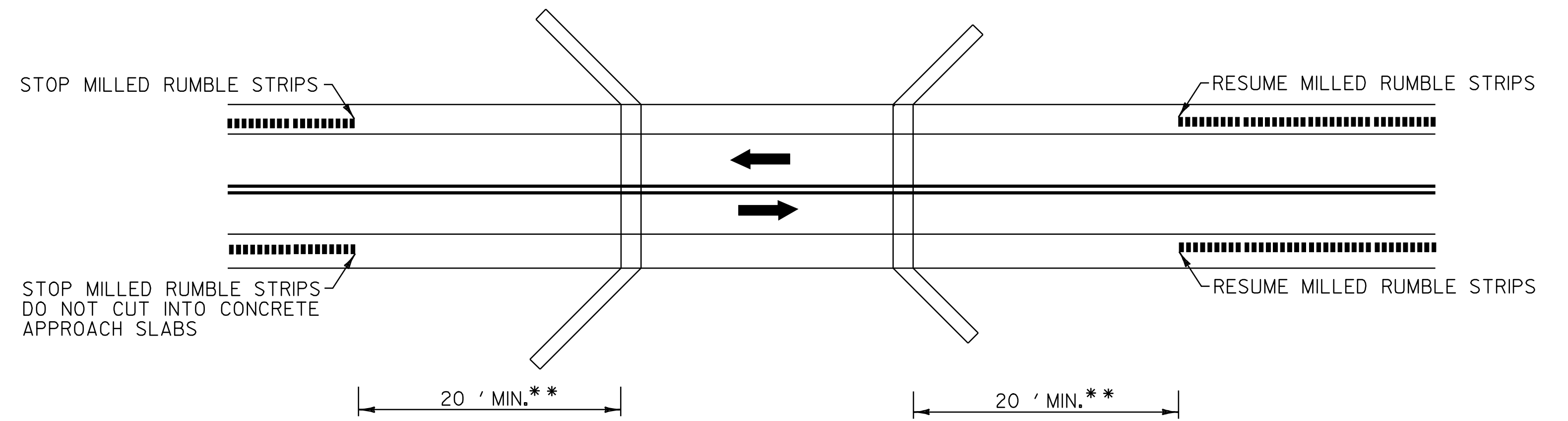


30" FOR ALL SHOULDERS 6' OR WIDER, 6" FOR ALL SHOULDERS LESS THAN 6' WIDE WITH NO GUARDRAIL. MILLED RUMBLE STRIPS WILL NOT BE REQUIRED IN GUARDRAIL AREAS ADJACENT TO THE 4' SHOULDER.



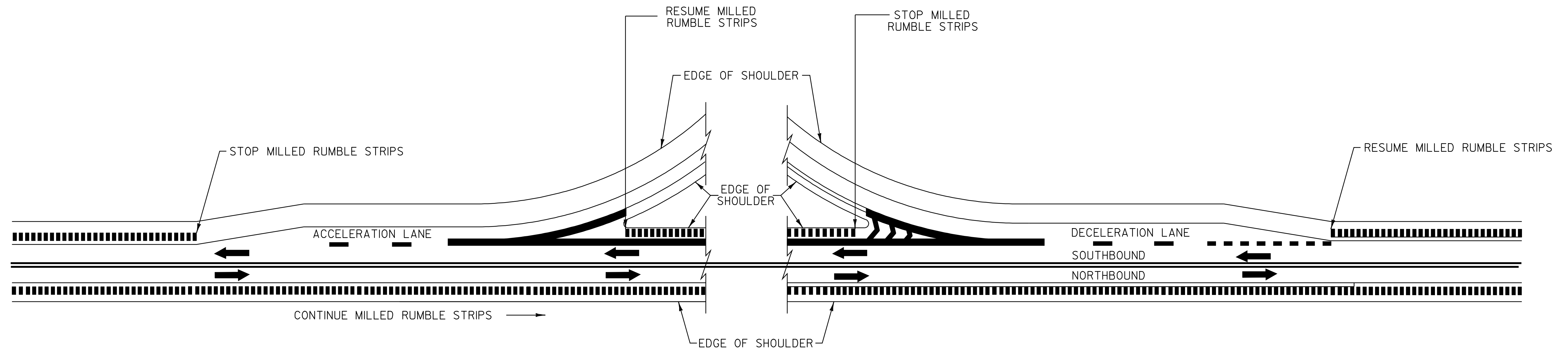
SECTION A-A

TYPICAL MILLING DETAIL



BRIDGE DETAIL

** BRIDGE RAIL WILL DETERMINE MINIMUM DISTANCE IN SOME CASES.



TYPICAL MILLED RUMBLE STRIPS AT PARALLEL DECELERATION AND ACCELERATION LANES

LEGEND

- DIRECTION OF TRAFFIC FLOW
- MILLED RUMBLE STRIPS

NOT TO SCALE

MILLED RUMBLE STRIP DETAIL SHEET

PROJECT NAME: MANCHESTER - DORSET
PROJECT NUMBER: NH 2608(I)S

FILE NAME: p06b040.dgn
PROJECT LEADER: D.E.G.
DESIGNED BY: M.J.M.
IPARM FILE: p06b040rsd.i

PLOT DATE: 07-JUN-2010 11:00
DRAWN BY: C.A.K.
CHECKED BY: D.W.E.
SHEET 77 OF 78