

TEMPORARY 100mm WHITE LINE, PAINT
 DURABLE 100mm WHITE LINE, THERMOPLASTIC
 STA 3+020 TO 3+042 SOLID LT EDGE LINE
 STA 3+020 TO 3+036 SOLID RT EDGE LINE
 STA 3+036 TO 3+042 SOLID RT NO PARKING
 STA 3+044 TO 3+050 SOLID RT NO PARKING
 STA 3+044 TO 3+180 SOLID LT EDGE LINE
 STA 3+050 TO 3+180 SOLID RT EDGE LINE

TEMPORARY 100mm YELLOW LINE, PAINT
 DURABLE 100mm YELLOW LINE, THERMOPLASTIC
 STA 3+020 TO 3+042 SOLID LT & RT
 STA 3+044 TO 3+180 SOLID LT & RT

TEMPORARY CROSSWALK MARKING, PAINT
 STA 3+043 LT TO RT

SPECIAL PROVISION (DURABLE
 CROSSWALK MARKING, IMPRINTED/COLORIZED)
 STA 3+043 LT TO RT

CONSTRUCT SIDEWALK RAMP
 W/DETECTABLE WARNING SURFACE (RED)
 STA 3+043 LT
 STA 3+043 RT (TYPE 2)

CHANGING ELEVATION, DROP INLETS,
 CATCH BASINS, OR MANHOLES
 STA 3+028 RT (DI)
 STA 3+064 LT (DI)
 STA 3+095 RT (DI)
 STA 3+166 RT (DI)
 STA 3+173 LT (DI) **REHAB**

REHAB. DROP INLETS, CATCH
 BASINS, OR MANHOLES, CLASS I
 STA 3+048 RT (DI) **CHANGE ELEV.**
 STA 3+096 RT (DMH)
 STA 3+125 RT (DI)

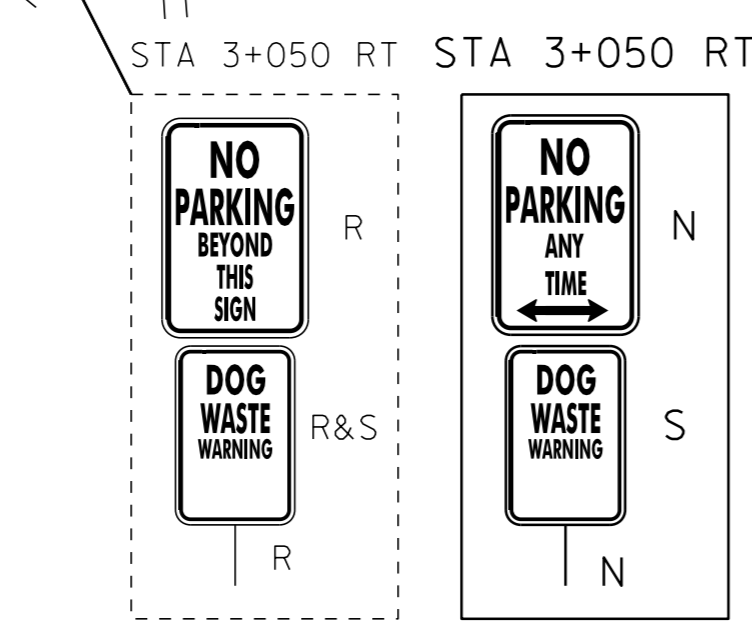
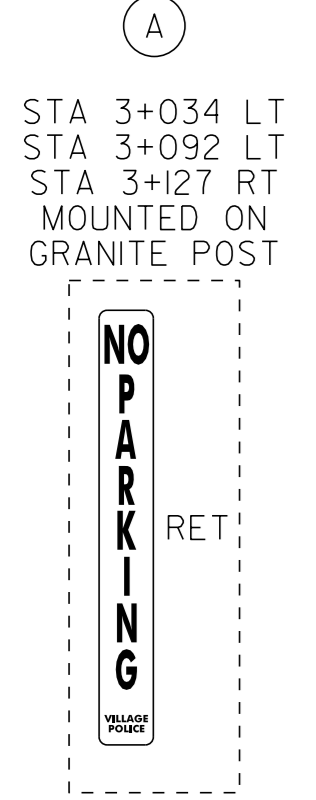
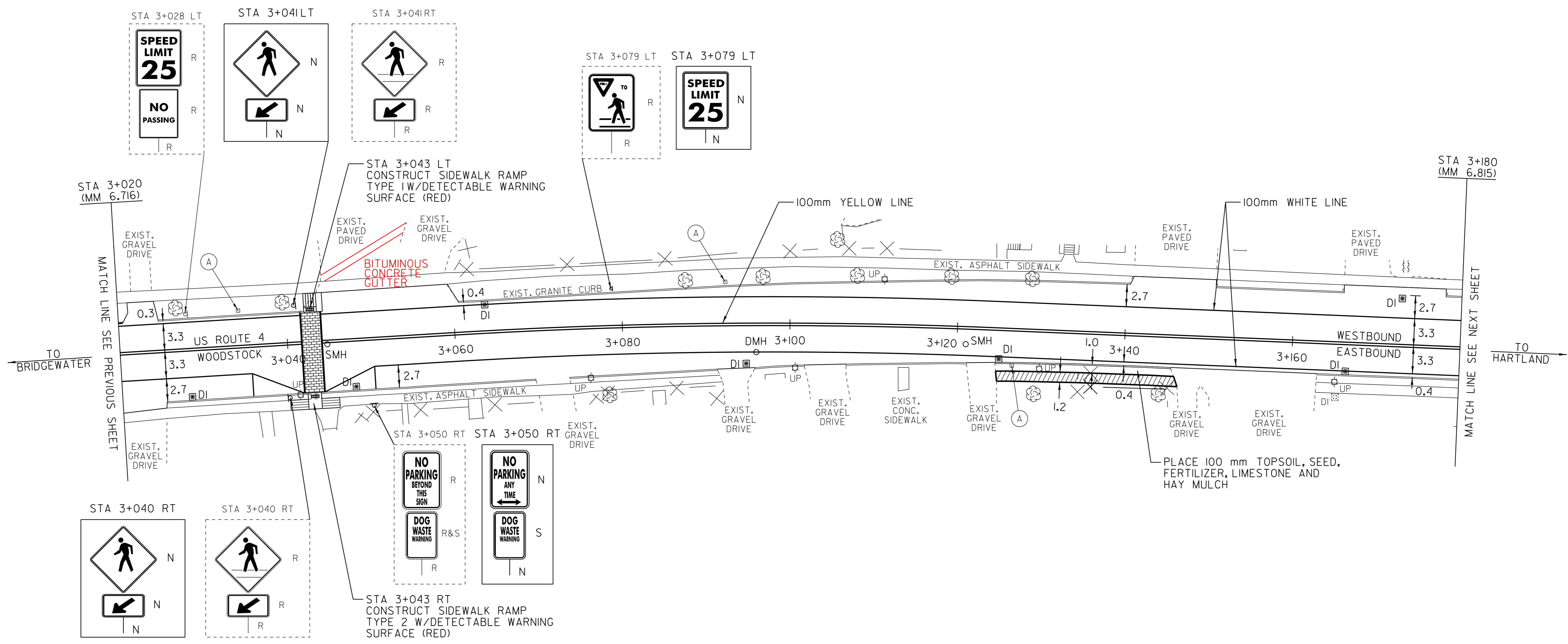
CHANGING ELEVATION
 OF SEWER MANHOLES
 STA 3+045 RT
 STA 3+121 RT

BITUMINOUS CONCRETE SIDEWALK
 STA 3+125 TO 3+146 RT

~~REMOVING AND RESETTING FENCE
 STA 3+135 TO 3+145 RT 1M BEHIND SIDEWALK~~

REMOVING SIGNS
 AS SHOWN - 9

ERECTING SALVAGED SIGNS
 AS SHOWN - 1



STA 3+043 RT
 CONSTRUCT SIDEWALK RAMP
 TYPE 2 W/DETECTABLE WARNING
 SURFACE (RED)

NOT TO SCALE

- LEGEND**
- R = REMOVE EXISTING
 - S = SALVAGE
 - R&S = REMOVE AND SALVAGE
 - N = NEW
 - RET = RETAIN
 - B-B = BACK TO BACK
 - (PM) = REMOVE PARKING METER

PAVING LAYOUT 13

NOTE: ALL DIMENSIONS IN METERS EXCEPT AS INDICATED

PROJECT NAME: WOODSTOCK	DESIGN FILE NAME: /pave/06b036/pb036.dgn	PLOT DATE: 11-JUN-2012 16:16
PROJECT NUMBER: NH 2606(1)S	IPARM FILE NAME: pb0361a13.i	DRAWN BY: MRS
PROJECT LEADER: PTS	DESIGNED BY: NULL	CHECKED BY: NULL
		SHEET 32 OF 73