

TEMPORARY 100mm WHITE LINE, PAINT
 DURABLE 100mm WHITE LINE, THERMOPLASTIC

STA 2+720 TO 2+741 SOLID RT NO PARKING
 STA 2+720 TO 2+869 SOLID LT EDGE LINE
 STA 2+747 TO 2+752 SOLID RT NO PARKING
 STA 2+752 TO 2+758 SOLID RT PARKING **NO PARKING**
 STA 2+758 TO 2+764 SOLID RT NO PARKING
 STA 2+774 TO 2+789 SOLID RT NO PARKING **PARKING**
 STA 2+794 TO 2+802 SOLID RT NO PARKING
 STA 2+802 TO 2+827 SOLID RT PARKING
 STA 2+827 TO 2+835 SOLID RT NO PARKING
 STA 2+827 TO 2+869 SOLID RT EDGE LINE
 STA 2+871 TO 2+880 SOLID LT EDGE LINE
 STA 2+871 TO 2+880 SOLID RT EDGE LINE

TEMPORARY 600mm STOP BAR, PAINT
 DURABLE 600mm STOP BAR, TYPE ITAPE

STA 2+768 RT (FORD ST)

TEMPORARY LETTER OR SYMBOL, PAINT
 DURABLE LETTER OR SYMBOL, TYPE ITAPE

STA 2+770 RT - "STOP" (FORD ST)

TEMPORARY CROSSWALK MARKING, PAINT

STA 2+765 TO 2+772 RT
 STA 2+870 LT TO RT

CONSTRUCT SIDEWALK RAMP
 W/DETECTABLE WARNING SURFACE (RED)

STA 2+765 RT (TYPE 1)
 STA 2+772 RT (TYPE 1)
 STA 2+870 LT
 STA 2+870 RT

CHANGING ELEVATION OF DROP INLETS,
 CATCH BASINS, OR MANHOLES

STA 2+740 RT (DI)
 STA 2+764 RT (DI)
 STA 2+765 RT (DI) (FORD ST)
 STA 2+772 LT (DI)
 STA 2+783 LT (DI) **RETAINED**
 STA 2+830 RT (DI)
 STA 2+866 RT (DI)

CHANGING ELEVATION OF SEWER MANHOLES

STA 2+769 LT
 STA 2+868 LT

COMMON EXCAVATION

STA 2+818 TO 2+823 RT

VERTICAL GRANITE CURB

STA 2+816 TO 2+825 RT
 STA 2+837 TO 2+841 RT
 STA 2+847 TO 2+848 RT
 STA 2+856 TO 2+858 RT
 STA 2+867 TO 2+871 LT
 STA 2+868 TO 2+871 RT

REMOVING SIGNS
 AS SHOWN - 10

ERECTING SALVAGED SIGNS
 AS SHOWN - 2

TEMPORARY 100mm YELLOW LINE, PAINT
 DURABLE 100mm YELLOW LINE, THERMOPLASTIC

STA 2+720 TO 2+762 SOLID LT & RT
 STA 2+768 DOUBLE SOLID RT (FORD ST)
 STA 2+774 TO 2+869 SOLID LT & RT
 STA 2+871 TO 2+880 SOLID LT & RT

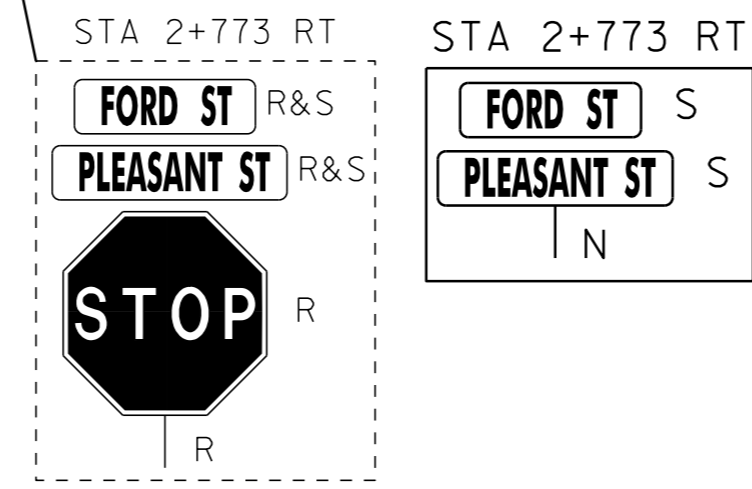
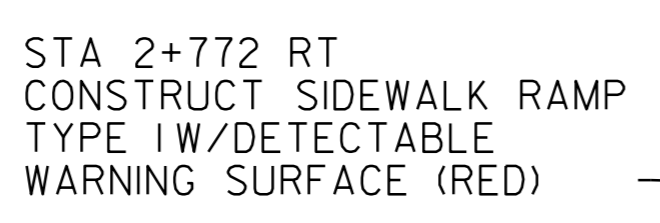
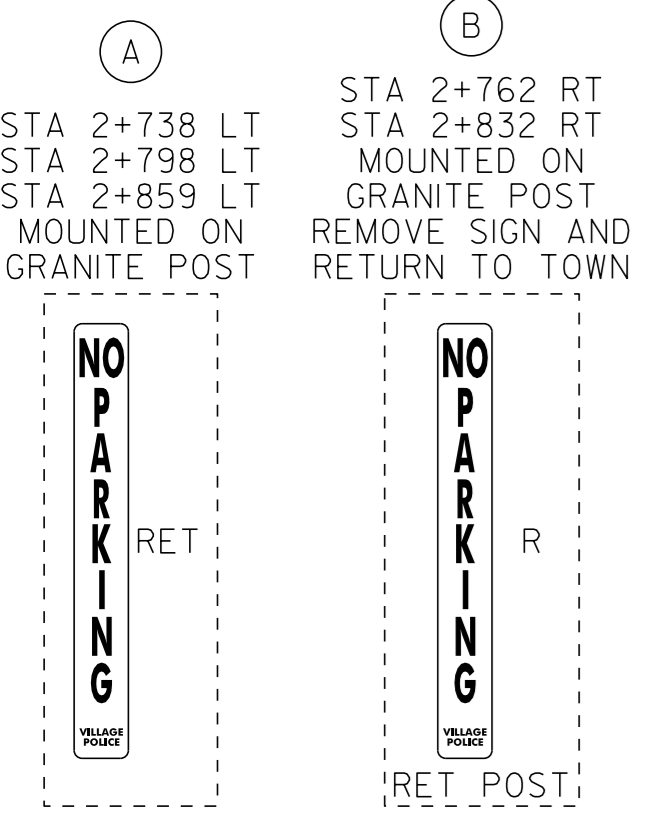
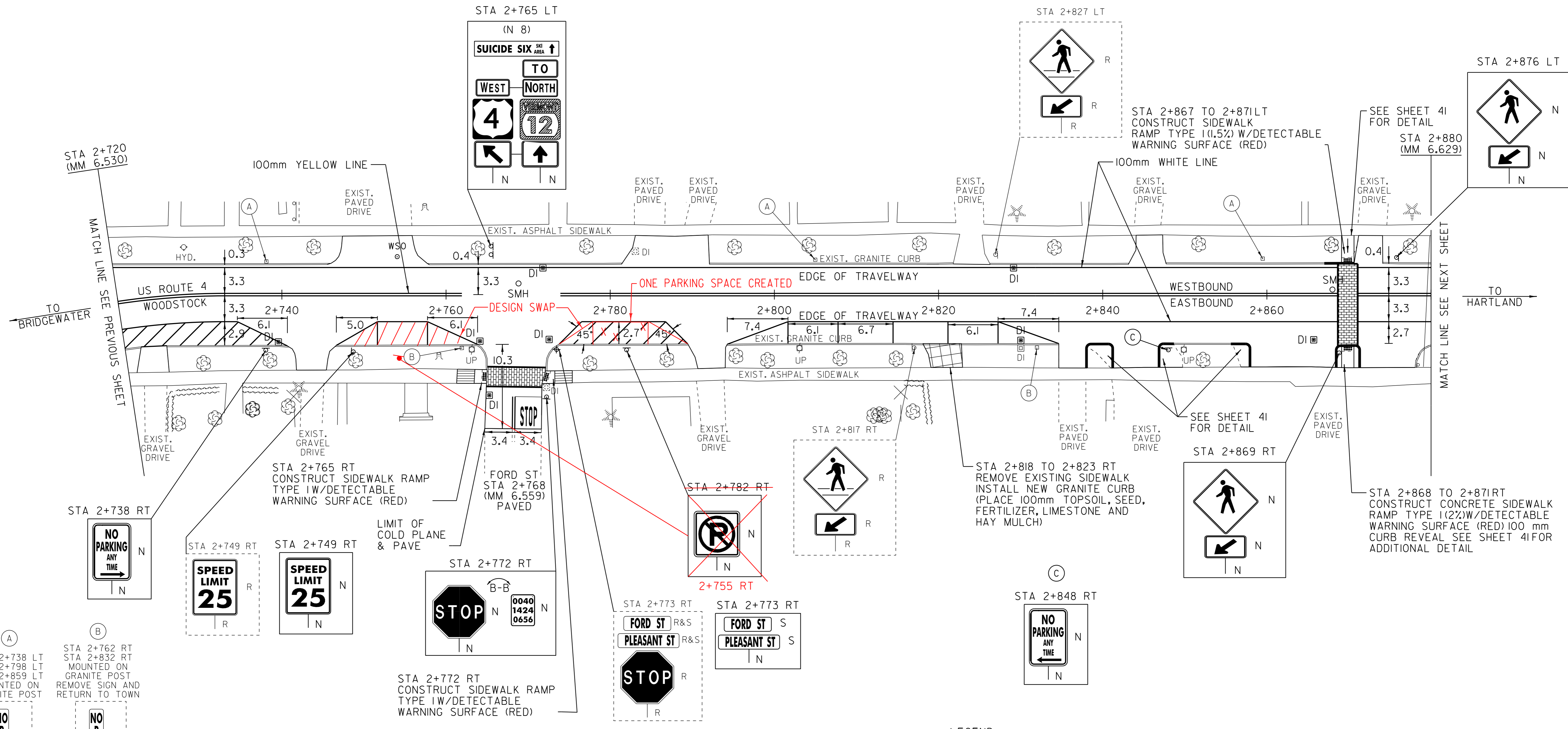
SPECIAL PROVISION (DURABLE
 CROSSWALK MARKING, IMPRINTED/COLORIZED)

STA 2+765 TO 2+772 RT
 STA 2+870 LT TO RT

REHAB. DROP INLETS,
 CATCH BASINS, OR MANHOLES, CLASS I

STA 2+773 RT (DI)
 STA 2+829 LT (DI)

ADJUST ELEVATION OF VALVE BOX
 STA 2+754 LT **DONE BY TOWN**



- LEGEND**
- R = REMOVE EXISTING
 - S = SALVAGE
 - R&S = REMOVE AND SALVAGE
 - N = NEW
 - RET = RETAIN
 - B-B = BACK TO BACK
 - (PM) = REMOVE PARKING METER

PAVING LAYOUT 11

NOTE: ALL DIMENSIONS IN METERS EXCEPT AS INDICATED

PROJECT NAME: WOODSTOCK	PLOT DATE: 11-JUN-2012 16:16
PROJECT NUMBER: NH 2606(1)S	DRAWN BY: MRS
DESIGN FILE NAME: /pave/06b036/pb036.dgn	CHECKED BY: NLL
IPARM FILE NAME: pb0361all.i	SHEET 30 OF 73
PROJECT LEADER: PTS	
DESIGNED BY: NLL	

NOT TO SCALE