

TEMPORARY 100mm WHITE LINE, PAINT  
DURABLE 100mm WHITE LINE, THERMOPLASTIC

STA 1+940 TO 1+948	SOLID RT	PARKING
STA 1+940 TO 1+949	SOLID LT	PARKING
STA 1+948 TO 1+955	SOLID RT	NO PARKING
STA 1+949 TO 1+955	SOLID LT	NO PARKING
STA 1+958 TO 2+293	SOLID RT	EDGE LINE
STA 1+961 TO 2+255	SOLID RT	LANE LINE
STA 2+240 TO 2+244	SOLID LT	NO PARKING
STA 2+240 TO 2+242	SOLID RT	PARKING
STA 2+242 TO 2+249	SOLID RT	NO PARKING
STA 2+247 TO 2+256	SOLID LT	NO PARKING
STA 2+256 TO 2+289	SOLID LT	PARKING
STA 2+289 TO 2+293	SOLID LT	NO PARKING
STA 2+295 TO 2+301	SOLID RT	NO PARKING
STA 2+301 TO 2+327	SOLID RT	PARKING
STA 2+331 TO 2+337	SOLID LT	NO PARKING
STA 2+333 TO 2+353	SOLID RT	PARKING
STA 2+337 TO 2+378	SOLID LT	PARKING
STA 2+353 TO 2+359	SOLID RT	NO PARKING
STA 2+364 TO 2+370	SOLID RT	NO PARKING
STA 2+370 TO 2+400	SOLID RT	PARKING
STA 2+378 TO 2+384	SOLID LT	NO PARKING
STA 2+390 TO 2+396	SOLID LT	NO PARKING
STA 2+396 TO 2+400	SOLID LT	PARKING
STA 12+008 TO 12+018	SOLID LT	NO PARKING
STA 12+022 TO 12+032	SOLID RT	NO PARKING
STA 12+025 TO 12+033	SOLID LT	NO PARKING
STA 12+030 TO 12+036	SOLID RT	PARKING
STA 12+033 TO 12+040	SOLID LT	PARKING
STA 12+034 TO 12+040	SOLID RT	NO PARKING

TEMPORARY 100mm WHITE LINE, PAINT  
STA 1+940 TO 1+955 SOLID LT LANE LINE  
STA 1+958 TO 1+961 SOLID LT LANE LINE

DURABLE 100mm WHITE LINE, TYPE 1 TAPE  
STA 1+940 TO 1+955 SOLID LT LANE LINE  
STA 1+958 TO 1+961 SOLID LT LANE LINE

DURABLE 200mm YELLOW LINE, THERMOPLASTIC  
STA 12+023 TO 12+028 RT (GORE)

**VT ROUTE 12  
STA 12+040.0  
(MM 0.025)  
STOP NH 2606(I)S  
BEGIN STP 2509(I)S**

TEMPORARY 100mm YELLOW LINE, PAINT  
DURABLE 100mm YELLOW LINE, THERMOPLASTIC

STA 1+961 LT TO 2+288	SOLID RT
STA 2+255 TO 2+293	SOLID LT & RT
STA 2+295 TO 2+317	SOLID LT & RT
STA 2+331 TO 2+355	SOLID LT & RT
STA 2+367 TO 2+400	SOLID LT & RT
STA 12+012 TO 12+030	SOLID LT & RT
STA 12+016 TO 12+025	SOLID RT ( ISLAND)
STA 12+025 TO 12+030	DOUBLE SOLID RT
STA 12+030 TO 12+040	SOLID LT & RT

TEMPORARY 600mm STOP BAR, PAINT  
DURABLE 600mm STOP BAR, TYPE 1 TAPE

STA 2+251	RT
STA 12+012	LT

TEMPORARY LETTER OR SYMBOL, PAINT  
DURABLE LETTER OR SYMBOL, TYPE 1 TAPE

STA 1+945	RT - DISABLED MARKING
STA 1+953	LT - LEFT TURN ARROW
STA 1+953	RT - THROUGH ARROW
STA 2+255	RT - "STOP"
STA 12+015	LT - "STOP"
STA 12+028	LT - RIGHT TURN ARROW
STA 12+031	RT - DISABLED MARKING

TEMPORARY CROSSWALK MARKING, PAINT

STA 1+957	LT TO RT
STA 2+248	LT TO RT
STA 2+294	LT TO RT
STA 2+298	TO 2+308 LT
STA 2+317	TO 2+330 LT
STA 2+330	LT TO RT
STA 2+359	TO 2+364 RT

CONSTRUCT SIDEWALK RAMP  
W/DETECTABLE WARNING SURFACE (RED)

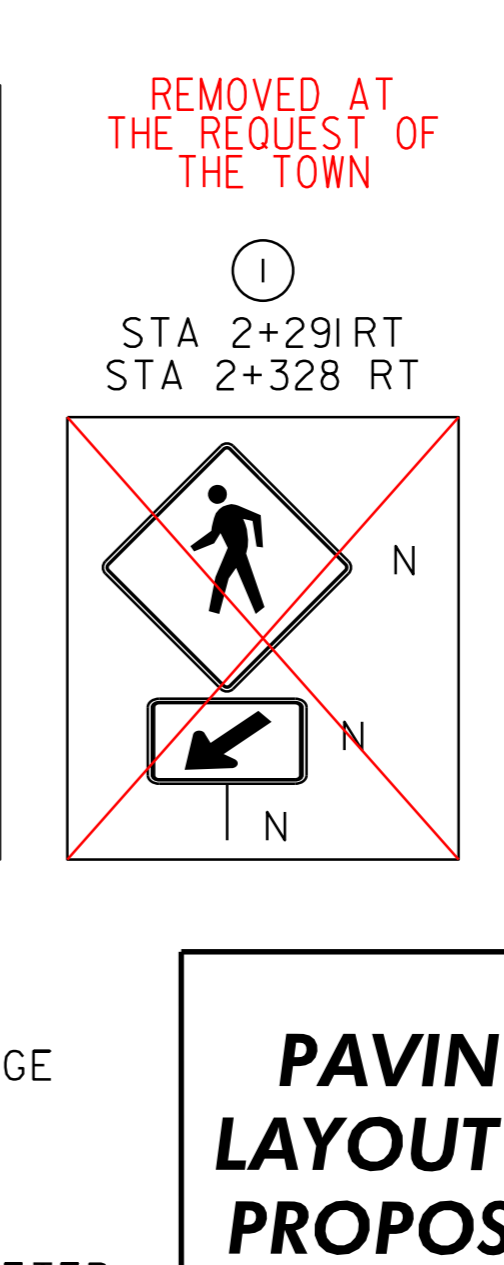
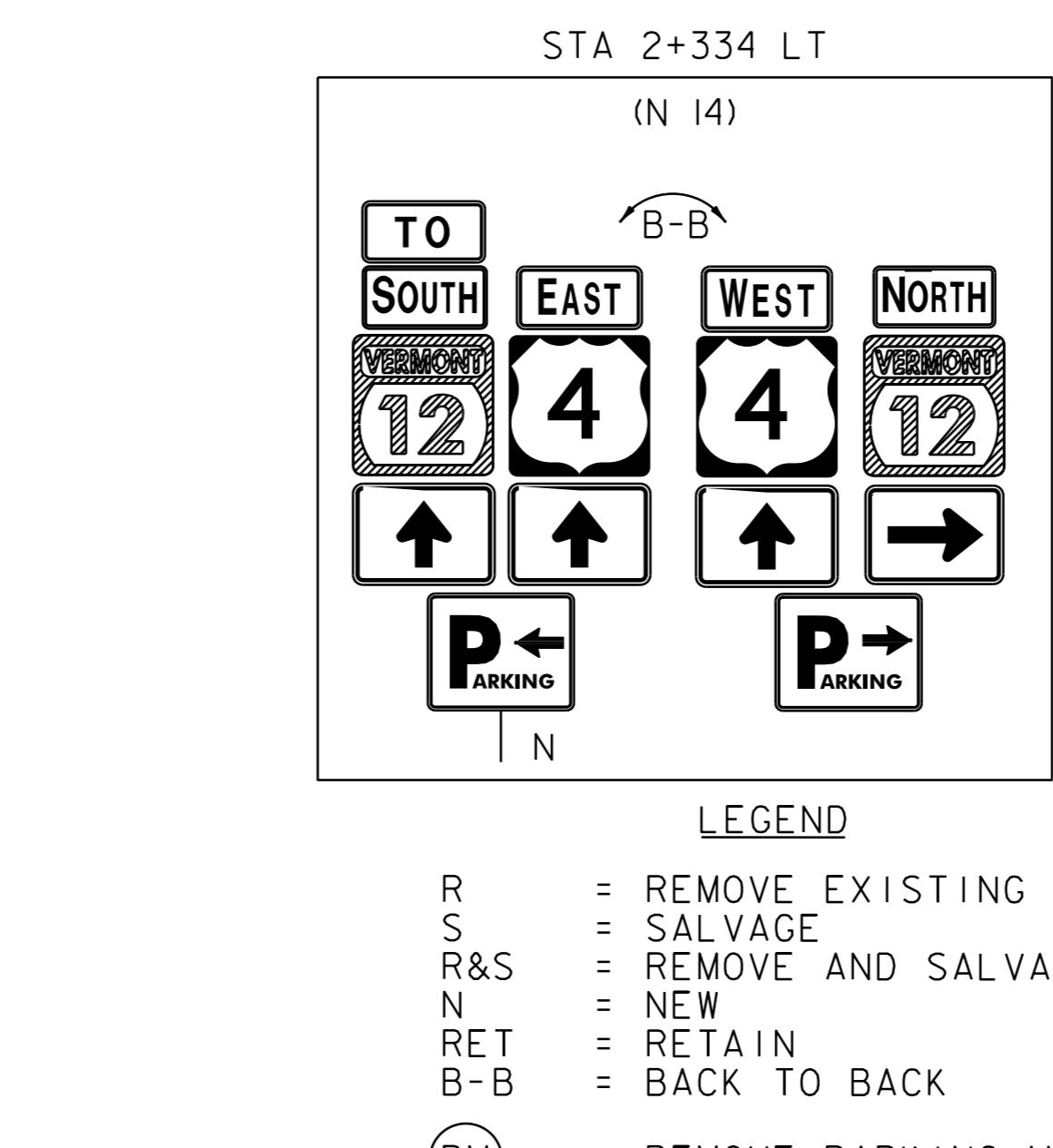
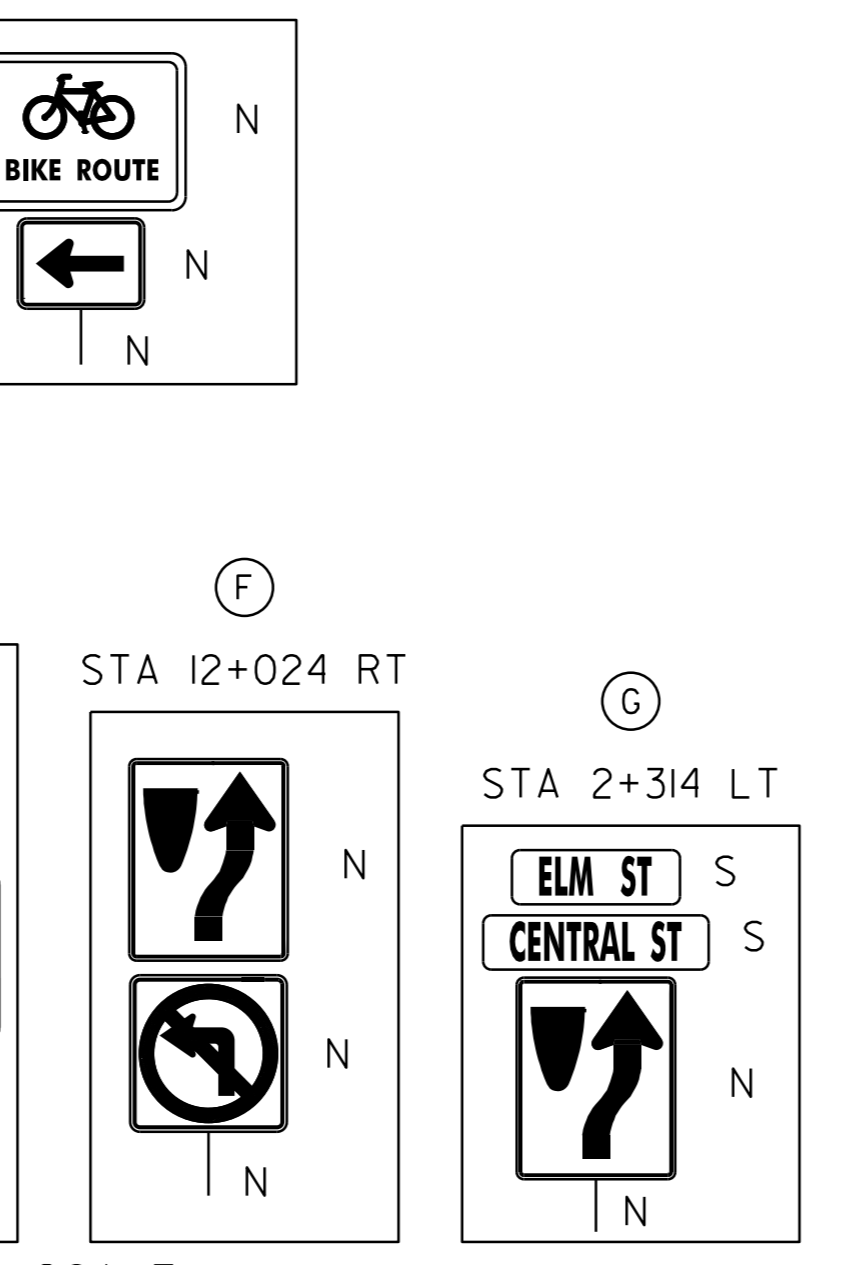
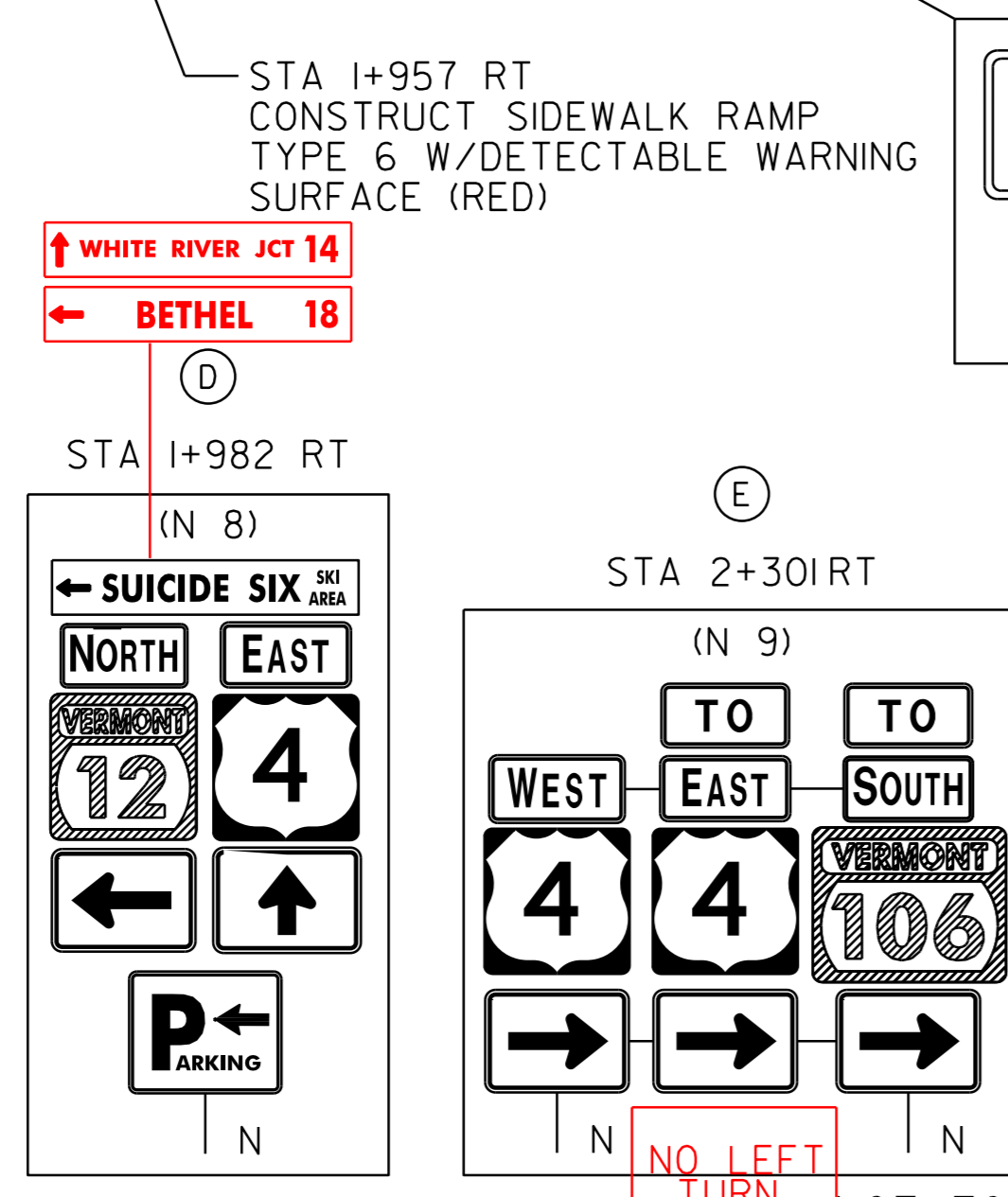
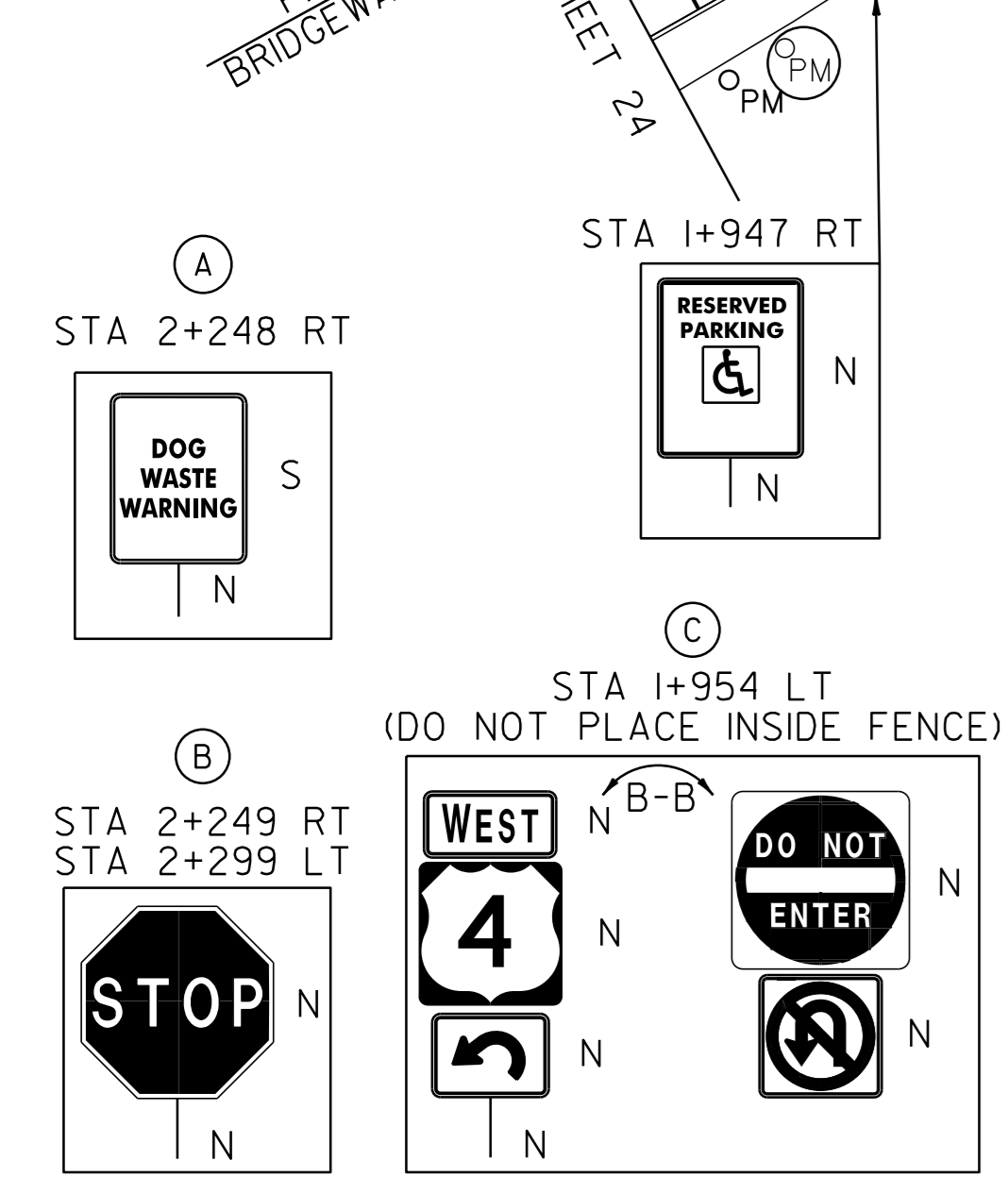
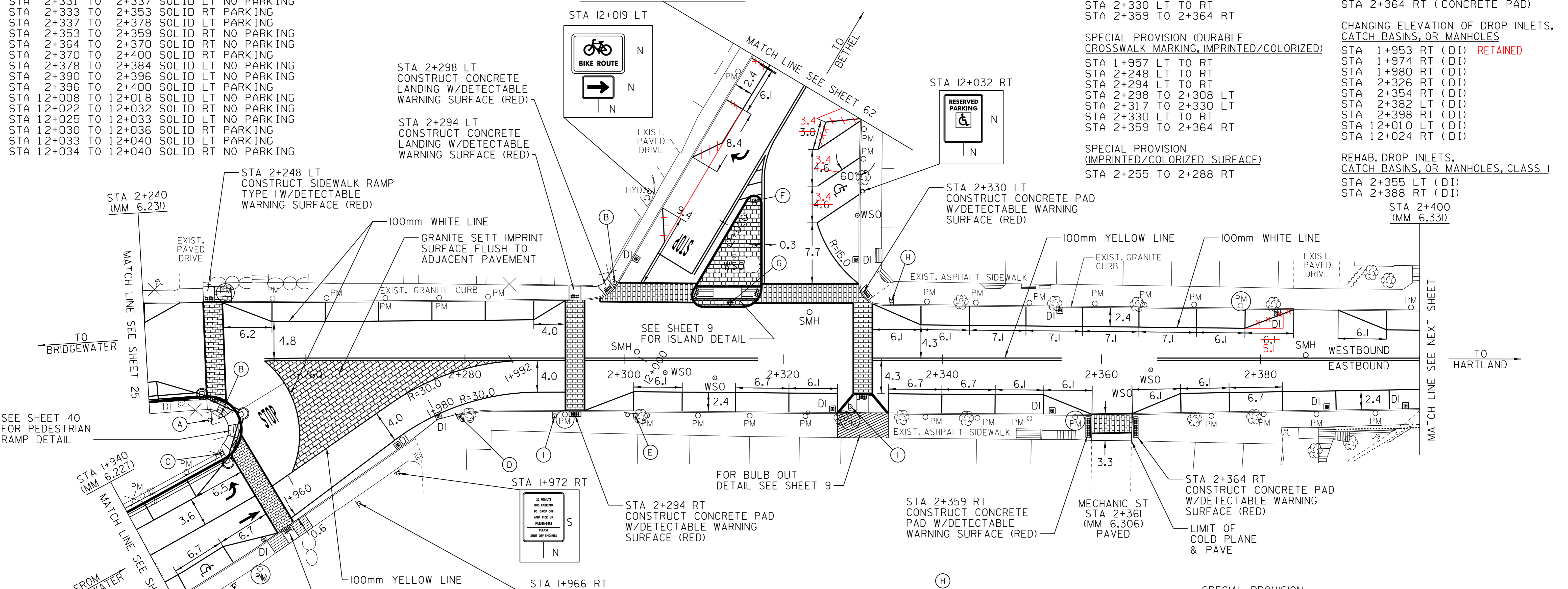
STA 1+957	RT (TYPE 6)
STA 1+957	LT (TYPE 1)
STA 2+248	LT (TYPE 1)
STA 2+248	RT (TYPE 1)
STA 2+294	RT (CONCRETE PAD)
STA 2+294	LT (CONCRETE LANDING)
STA 2+298	LT (CONCRETE LANDING)
STA 2+330	RT (TYPE 5) (BULB OUT)
STA 2+330	LT (CONCRETE PAD)
STA 2+359	RT (CONCRETE PAD)
STA 2+364	RT (CONCRETE PAD)

CHANGING ELEVATION OF DROP INLETS,  
CATCH BASINS, OR MANHOLES

STA 1+953	RT (DI) <b>RETAINED</b>
STA 1+974	RT (DI)
STA 1+980	RT (DI)
STA 2+326	RT (DI)
STA 2+354	RT (DI)
STA 2+382	LT (DI)
STA 2+398	RT (DI)
STA 12+010	LT (DI)
STA 12+024	RT (DI)

REHAB. DROP INLETS,  
CATCH BASINS, OR MANHOLES, CLASS I

STA 2+355	LT (DI)
STA 2+388	RT (DI)
STA 2+400	(MM 6.331)



SPECIAL PROVISION (REMOVE AND RESET PARKING METER)  
FROM STA 1+944 TO 1+942 RT

SPECIAL PROVISION (REMOVE PARKING METER)  
(TO BE RETURNED TO THE TOWN)

STA 1+951	RT
STA 2+250	LT
STA 2+293	RT
STA 2+328	RT
STA 2+357	RT
STA 2+377	LT

CHANGING ELEVATION OF SEWER MANHOLES

STA 2+302	LT
STA 2+323	LT
STA 2+386	LT

ADJUST ELEVATION OF VALVE BOX

STA 2+305	RT
STA 2+311	RT
STA 2+363	RT
STA 2+366	RT
STA 12+017	RT
STA 12+029	RT

VERTICAL GRANITE CURB (100mm REVEAL)

STA 1+940	TO 1+956	LT
STA 2+240	TO 2+251	RT

ERECTING SALVAGED SIGNS AS SHOWN - 4

NOTE: ALL DIMENSIONS IN METERS EXCEPT AS INDICATED

PROJECT NAME: WOODSTOCK  
PROJECT NUMBER: NH 2606(I)S

DESIGN FILE NAME: /pave/06b036/pb036.dgn  
IPARM FILE NAME: pb036ia08b.i  
PROJECT LEADER: PTS  
DESIGNED BY: NLL

PLOT DATE: 11-JUN-2012 16:15  
DRAWN BY: MRS  
CHECKED BY: NLL  
SHEET 27 OF 73

**PAVING LAYOUT 8B PROPOSED**