

604.412, 604.415 OR 604.418 REHAB.
DIS, CBS OR MHS, CLASS 1, II OR III

STA. 114+19, LT
STA. 114+19, RT
STA. 115+69, LT
STA. 115+94, RT
STA. 116+68, LT
STA. 116+70, RT
STA. 117+48, RT
STA. 118+44, RT

604.42 CHANGING ELEVATION OF SEWER MANHOLES

STA. 116+03, RT
STA. 116+17, LT
STA. 116+46, LT
616.28 CAST-IN-PLACE CONCRETE CURB, TYPE B
STA. 114+00 TO STA. 114+75, LT
STA. 115+56 TO STA. 115+87, LT
STA. 116+38 TO STA. 116+69, LT
618.10 PORTLAND CEMENT CONCRETE SIDEWALK, 5 INCH
STA. 114+00 TO STA. 114+75, LT
STA. 115+56 TO STA. 115+87, LT
STA. 116+38 TO STA. 116+69, LT
618.30 DETECTABLE WARNING SURFACE
STA. 115+80, LT STA. 116+00, RT
STA. 116+57, LT STA. 116+70, RT

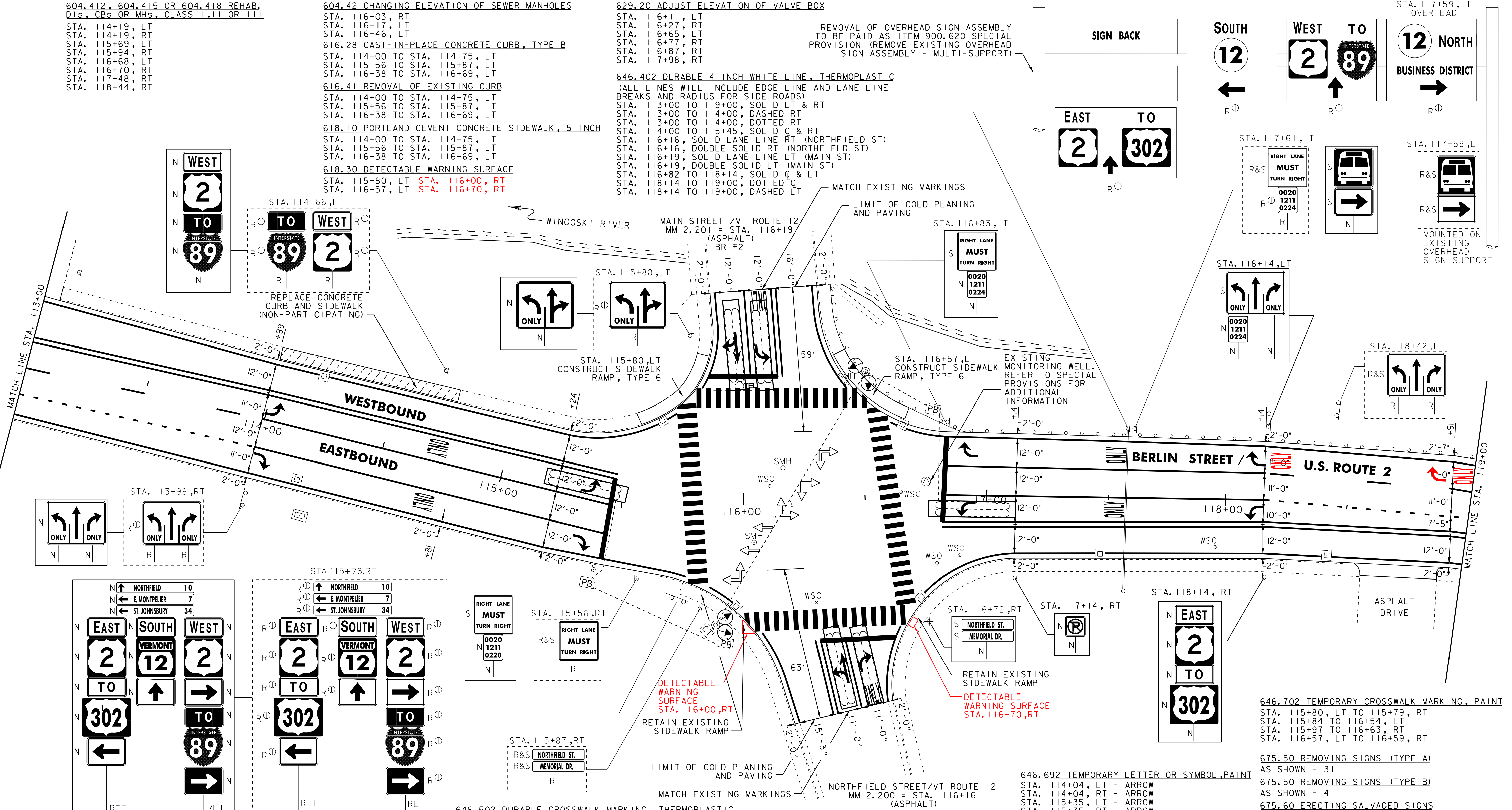
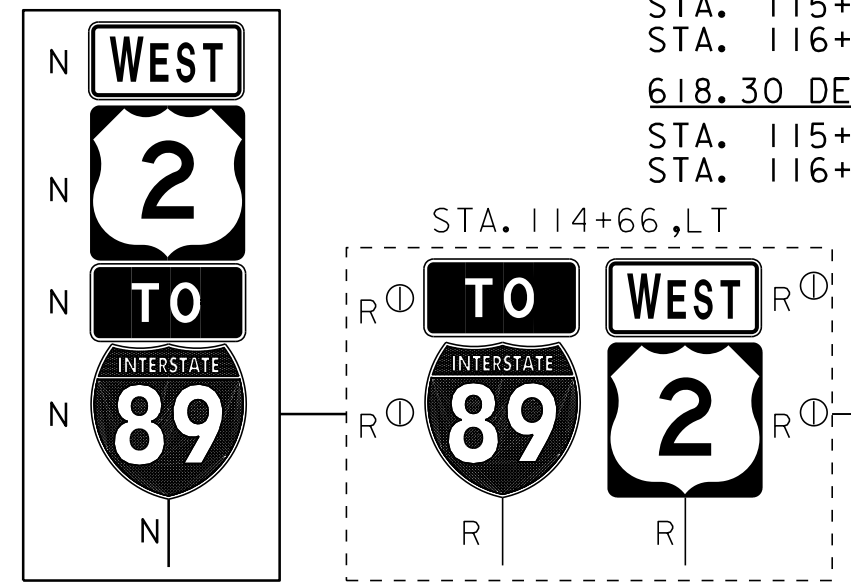
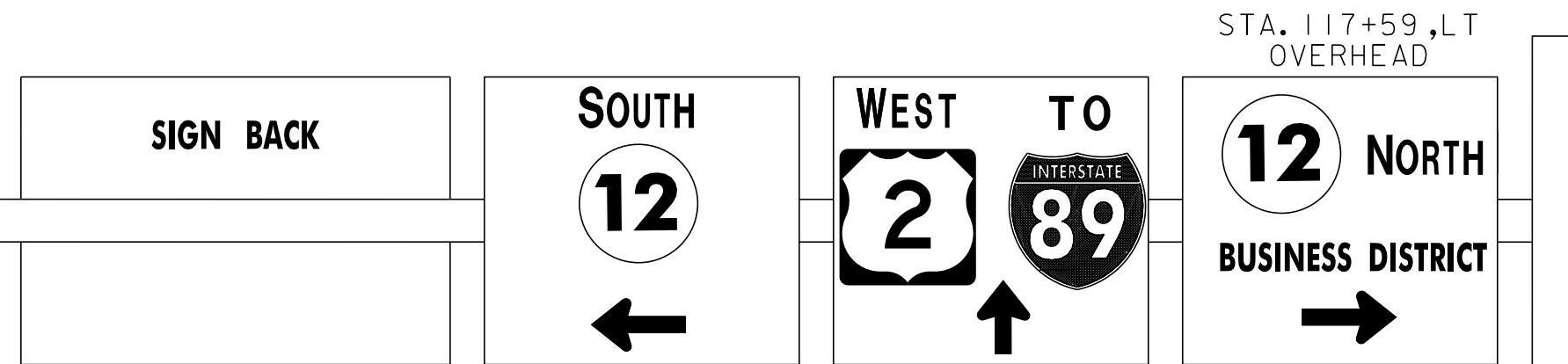
629.20 ADJUST ELEVATION OF VALVE BOX

STA. 116+11, LT
STA. 116+27, RT
STA. 116+65, LT
STA. 116+77, RT
STA. 116+87, RT
STA. 117+98, RT

REMOVAL OF OVERHEAD SIGN ASSEMBLY
TO BE PAID AS ITEM 900.620 SPECIAL
PROVISION (REMOVE EXISTING OVERHEAD
SIGN ASSEMBLY - MULTI-SUPPORT)

646.402 DURABLE 4 INCH WHITE LINE, THERMOPLASTIC

(ALL LINES WILL INCLUDE EDGE LINE AND LANE LINE
BREAKS AND RADIUS FOR SIDE ROADS)
STA. 113+00 TO 119+00, SOLID LT & RT
STA. 113+00 TO 114+00, DASHED RT
STA. 113+00 TO 114+00, DOTTED RT
STA. 114+00 TO 115+45, SOLID C & RT
STA. 116+16, SOLID LANE LINE RT (NORTHFIELD ST)
STA. 116+16, DOUBLE SOLID RT (NORTHFIELD ST)
STA. 116+19, SOLID LANE LINE LT (MAIN ST)
STA. 116+19, DOUBLE SOLID LT (MAIN ST)
STA. 116+82 TO 118+14, SOLID C & LT
STA. 118+14 TO 119+00, DOTTED C
STA. 118+14 TO 119+00, DASHED LT



646.412 DURABLE 4 INCH YELLOW LINE, THERMOPLASTIC
(ALL LINES WILL INCLUDE C BREAKS FOR SIDE ROADS)
STA. 113+00 TO 115+49, DOUBLE SOLID LT
STA. 116+16, DOUBLE SOLID RT (NORTHFIELD ST)
STA. 116+19, DOUBLE SOLID LT (MAIN ST)
STA. 116+80 TO 119+00, DOUBLE SOLID RT

646.492 DURABLE LETTER OR SYMBOL, THERMOPLASTIC
STA. 114+04, LT - ARROW
STA. 114+04, RT - ARROW
STA. 114+72, LT - "ONLY"
STA. 114+72, RT - "ONLY"
STA. 115+35, LT - ARROW
STA. 115+35, RT - ARROW
STA. 116+00, LT - ARROW (2)
STA. 116+13, LT - ARROW
STA. 116+13, RT - "ONLY"
STA. 116+33, RT - ARROW (2)
STA. 116+35, RT - "ONLY"
STA. 116+35, RT - ARROW
STA. 116+93, LT - ARROW
STA. 116+93, RT - ARROW
STA. 117+54, LT - "ONLY"
STA. 117+54, RT - "ONLY"
STA. 118+11, LT - ARROW
STA. 118+11, RT - ARROW

646.502 DURABLE CROSSWALK MARKING, THERMOPLASTIC
STA. 115+80, LT TO 115+79, RT
STA. 115+84 TO 116+54, LT
STA. 115+97 TO 116+63, RT
STA. 116+57, LT TO 116+59, RT
646.602 TEMPORARY 4 INCH WHITE LINE, PAINT
(ALL LINES WILL INCLUDE EDGE LINE AND LANE LINE
BREAKS AND RADIUS FOR SIDE ROADS)
STA. 113+00 TO 119+00, SOLID LT & RT
STA. 113+00 TO 114+00, DASHED RT
STA. 113+00 TO 114+00, DOTTED RT
STA. 114+00 TO 115+45, SOLID C & RT
STA. 116+16, SOLID LANE LINE RT (NORTHFIELD ST)
STA. 116+16, DOUBLE SOLID RT (NORTHFIELD ST)
STA. 116+19, SOLID LANE LINE LT (MAIN ST)
STA. 116+19, DOUBLE SOLID LT (MAIN ST)
STA. 116+82 TO 118+14, SOLID C & LT
STA. 118+14 TO 119+00, DOTTED C
STA. 118+14 TO 119+00, DASHED LT

646.612 TEMPORARY 4 INCH YELLOW LINE, PAINT
(ALL LINES WILL INCLUDE C BREAKS FOR SIDE ROADS)
STA. 113+00 TO 115+49, DOUBLE SOLID LT
STA. 116+16, DOUBLE SOLID RT (NORTHFIELD ST)
STA. 116+19, DOUBLE SOLID LT (MAIN ST)
STA. 116+80 TO 119+00, DOUBLE SOLID RT
646.682 TEMPORARY 24 INCH STOP BAR, PAINT
STA. 115+49, LT - RT
STA. 116+18, LT (MAIN STREET)
STA. 116+27, RT (NORTHFIELD STREET)
STA. 116+80, LT - RT

646.692 TEMPORARY LETTER OR SYMBOL, PAINT
STA. 114+04, LT - ARROW
STA. 114+04, RT - ARROW
STA. 115+35, LT - ARROW
STA. 115+35, RT - ARROW
STA. 116+00, LT - ARROW (2)
STA. 116+13, LT - ARROW
STA. 116+33, RT - ARROW (2)
STA. 116+35, RT - ARROW
STA. 116+93, LT - ARROW
STA. 116+93, RT - ARROW
STA. 118+11, LT - ARROW
STA. 118+11, RT - ARROW

646.702 TEMPORARY CROSSWALK MARKING, PAINT
STA. 115+80, LT TO 115+79, RT
STA. 115+84 TO 116+54, LT
STA. 115+97 TO 116+63, RT
STA. 116+57, LT TO 116+59, RT

675.50 REMOVING SIGNS (TYPE A) AS SHOWN - 31
675.50 REMOVING SIGNS (TYPE B) AS SHOWN - 4
675.60 ERECTING SALVAGED SIGNS AS SHOWN - 7
900.620 SPECIAL PROVISION (REMOVE EXISTING OVERHEAD SIGN ASSEMBLY - MULTI-SUPPORT)
STA. 117+59, LT

NOTE:
1. FOR LEGENDS, SEE LAYOUT SHEET #1.
2. ALL EXISTING SIGNS NOT SHOWN SHALL BE
RETAINED AS DIRECTED BY THE RESIDENT ENGINEER.

646.482 DURABLE 24 INCH STOP BAR, THERMOPLASTIC
STA. 115+49, LT - RT
STA. 116+18, LT (MAIN STREET)
STA. 116+27, RT (NORTHFIELD STREET)
STA. 116+80, LT - RT

STA. 118+20, LT - "ONLY"
STA. 119+00, LT - ARROW
STA. 119+00, RT - "ONLY"

NOT TO SCALE

PROJECT LAYOUT SHEET #7



PROJECT NAME: MONTPELIER	FILE NAME: p06b034.dgn	PLOT DATE: 03-AUG-2011 4:08
PROJECT NUMBER: NH 2604(I)	PROJECT LEADER: JLL	DRAWN BY: STANTEC
	DESIGNED BY: MCF	CHECKED BY: JLL
	IPARM FILE: p06b034107.i	SHEET 24 OF 84