

604.412, 604.415 OR 604.418 REHAB,  
D.I.s, C.B.s OR M.H.s, CLASS I, II OR III

STA. 107+84, LT  
STA. 107+87, RT  
STA. 110+56, RT  
STA. 110+60, LT  
STA. 112+60, RT  
STA. 112+63, LT

616.28 CAST-IN-PLACE CONCRETE CURB, TYPE B

STA. 106+99 TO STA. 107+11, LT  
STA. 107+56 TO STA. 107+73, LT  
STA. 111+00 TO STA. 111+10, LT  
STA. 111+53 TO STA. 111+63, LT

616.41 REMOVAL OF EXISTING CURB

STA. 106+99 TO STA. 107+11, LT  
STA. 107+56 TO STA. 107+73, LT  
STA. 111+00 TO STA. 111+10, LT  
STA. 111+53 TO STA. 111+63, LT


618.10 PORTLAND CEMENT CONCRETE SIDEWALK, 5 INCH

STA. 106+99 TO STA. 107+11, LT  
STA. 107+56 TO STA. 107+73, LT  
STA. 111+00 TO STA. 111+63, LT

618.30 DETECTABLE WARNING SURFACE

STA. 107+05, LT  
STA. 107+65, LT  
STA. 111+00, LT  
STA. 111+63, LT 111+54, LT

REMOVAL OF OVERHEAD SIGN ASSEMBLY  
TO BE PAID AS ITEM 900.620 SPECIAL  
PROVISION (REMOVE EXISTING OVERHEAD  
SIGN ASSEMBLY - MULTI-SUPPORT)



646.402 DURABLE 4 INCH WHITE LINE, THERMOPLASTIC

(ALL LINES WILL INCLUDE EDGE LINE AND LANE LINE  
BREAKS AND RADIUS FOR SIDE ROADS)  
STA. 107+00 TO 113+00, SOLID LT & RT  
STA. 107+72 TO 111+74, DASHED LT & RT  
STA. 111+74 TO 113+00, DOTTED RT

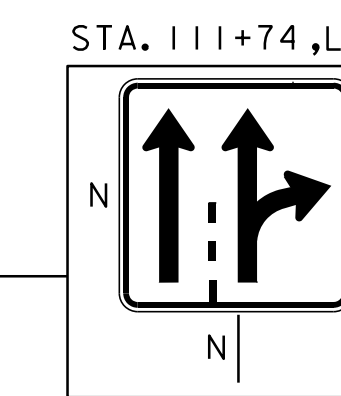
646.412 DURABLE 4 INCH YELLOW LINE, THERMOPLASTIC

(ALL LINES WILL INCLUDE @ BREAKS FOR SIDE ROADS)  
STA. 107+92 TO 113+00, SOLID LT & RT

646.482 DURABLE 24 INCH STOP BAR, THERMOPLASTIC  
STA. 107+93, LT


646.492 DURABLE LETTER OR SYMBOL, THERMOPLASTIC

STA. 108+03.5, LT - ARROW  
STA. 108+03.5, LT - ARROW (2)  
STA. 109+85.5, LT - ARROW  
STA. 109+85.5, LT - ARROW (2)  
STA. 111+67.5, LT - ARROW  
STA. 111+67.5, LT - ARROW (2)

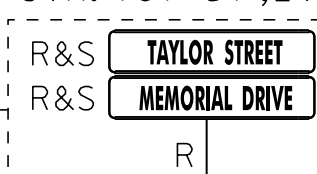


TAYLOR STREET  
MM 2.035 = STA. 107+46  
(ASPHALT)

STA. 107+19, LT




STA. 107+57, LT



STA. 107+05, LT  
CONSTRUCT  
SIDEWALK  
RAMP, TYPE 6

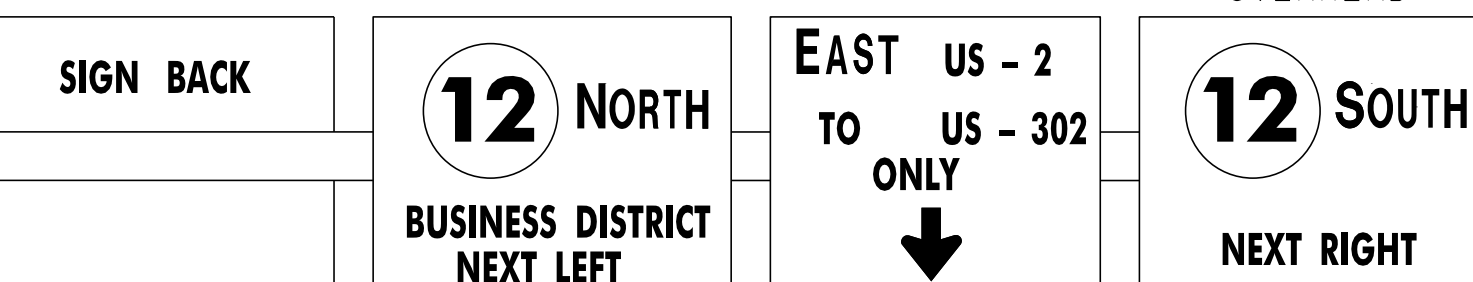
STA. 107+65, LT  
CONSTRUCT SIDEWALK  
RAMP, TYPE 6

ASPHALT  
DRIVE

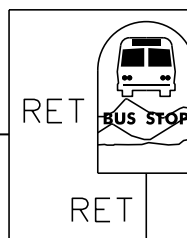


ASPHALT  
DRIVE

STA. 110+26, RT  
OVERHEAD



STA. 110+31, LT



REPLACE CONCRETE  
CURB AND SIDEWALK  
AND CONSTRUCT  
NEW RAMPS  
(NON-PARTICIPATING)

3'-0"

ASPHALT  
DRIVE

+74

2'-0"

MEMORIAL DRIVE / U.S. ROUTE 2

110+00

111+00

112+00

WESTBOUND

EASTBOUND

109+00

108+00


MATCH LINE STA. 107+00

MATCH LINE STA. 113+00

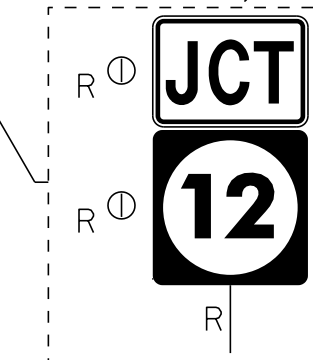
STA. 108+66, RT



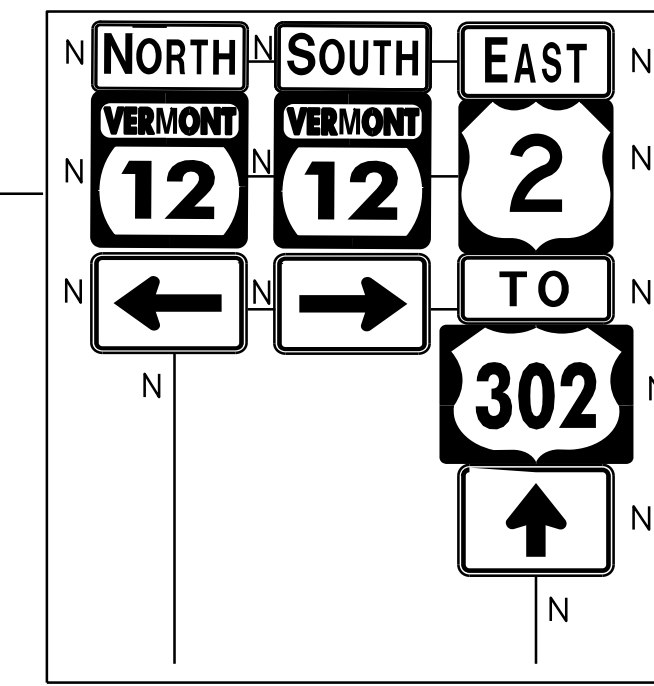

STA. 109+77, RT



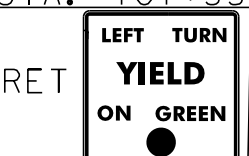
STA. 110+88, RT



STA. 110+00, LT



STA. 107+35

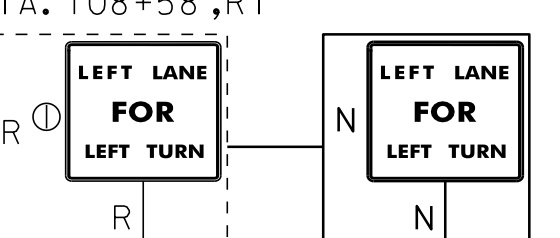


STA. 107+55, RT



MOUNTED ON EXISTING  
STRAIN POLE

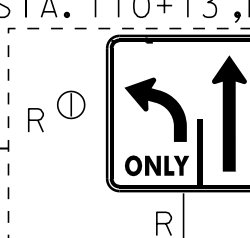
STA. 108+58, RT



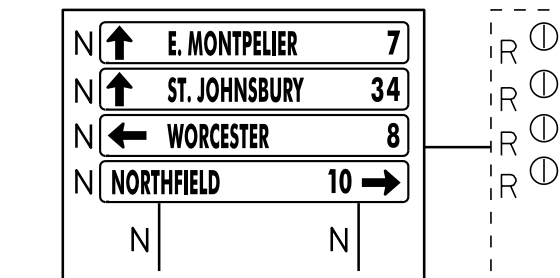
STA. 109+23, RT



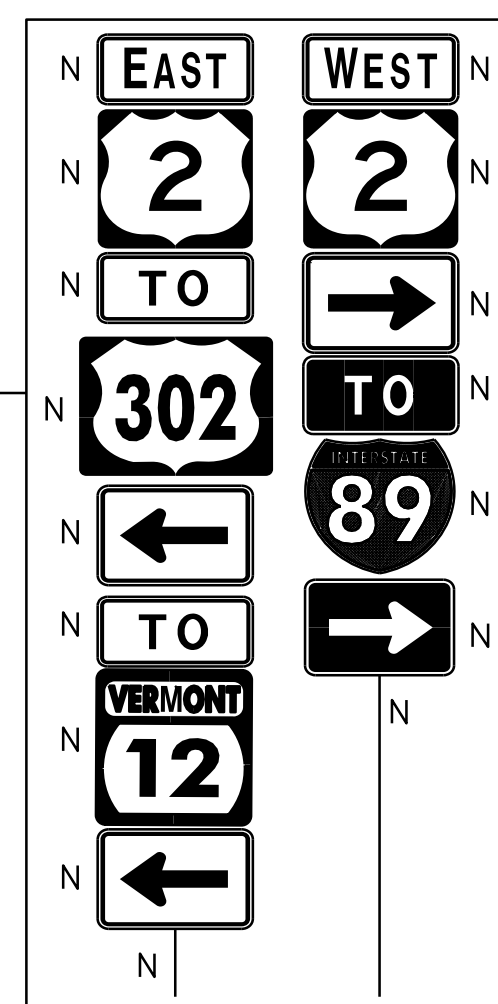
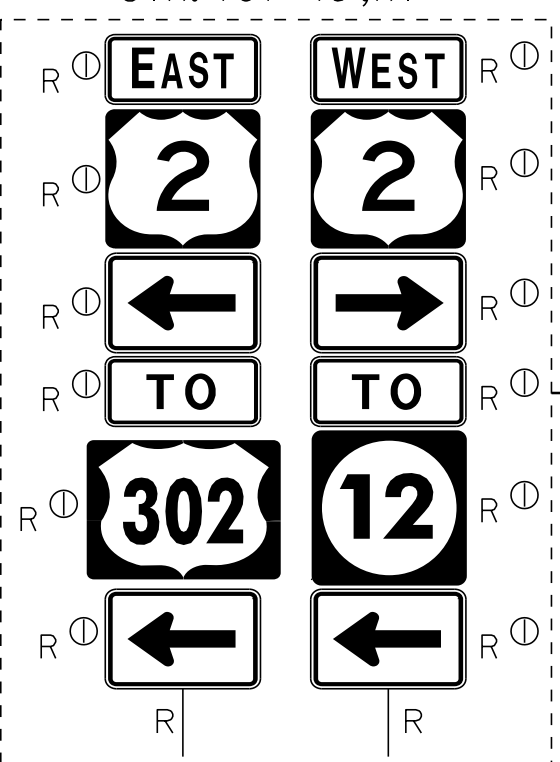
STA. 110+13, RT



STA. 112+15, RT



STA. 107+46, RT



646.602 TEMPORARY 4 INCH WHITE LINE, PAINT  
(ALL LINES WILL INCLUDE EDGE LINE AND LANE LINE  
BREAKS AND RADIUS FOR SIDE ROADS)  
STA. 107+00 TO 113+00, SOLID LT & RT  
STA. 107+72 TO 111+74, DASHED LT & RT  
STA. 111+74 TO 113+00, DOTTED RT

646.612 TEMPORARY 4 INCH YELLOW LINE, PAINT  
(ALL LINES WILL INCLUDE @ BREAKS FOR SIDE ROADS)  
STA. 107+92 TO 113+00, SOLID LT & RT

646.682 TEMPORARY 24 INCH STOP BAR, PAINT  
STA. 107+93, LT

646.692 TEMPORARY LETTER OR SYMBOL, PAINT  
STA. 108+03.5, LT - ARROW  
STA. 108+03.5, LT - ARROW (2)  
STA. 109+85.5, LT - ARROW  
STA. 109+85.5, LT - ARROW (2)  
STA. 111+67.5, LT - ARROW  
STA. 111+67.5, LT - ARROW (2)

675.50 REMOVING SIGNS (TYPE A)  
AS SHOWN - 17

675.50 REMOVING SIGNS (TYPE B)  
AS SHOWN - 4

675.60 ERECTING SALVAGED SIGNS  
AS SHOWN - 3

900.620 SPECIAL PROVISION  
(REMOVE EXISTING OVERHEAD SIGN ASSEMBLY - MULTI-SUPPORT)  
STA. 110+26, RT

NOTE:  
1. FOR LEGENDS, SEE LAYOUT SHEET #1.  
2. ALL EXISTING SIGNS NOT SHOWN SHALL BE  
RETAINED AS DIRECTED BY THE RESIDENT ENGINEER.

NOT TO SCALE

**PROJECT  
LAYOUT  
SHEET #6**



PROJECT NAME: MONTPELIER  
PROJECT NUMBER: NH 2604(1)  
FILE NAME: p06b034.dgn  
PROJECT LEADER: JLL  
DESIGNED BY: MCF  
IPARM FILE: p06b034i06.i  
PLOT DATE: 03-AUG-2011 4:07  
DRAWN BY: STANTEC  
CHECKED BY: JLL  
SHEET 23 OF 84