

604.412, 604.415 OR 604.418 REHAB.  
DIS, CBS OR MHS, CLASS I, II OR III

STA. 103+75, RT  
STA. 103+92, LT  
STA. 105+78, LT  
STA. 105+78, RT

646.402 DURABLE 4 INCH WHITE LINE, THERMOPLASTIC  
(ALL LINES WILL INCLUDE EDGE LINE AND LANE LINE BREAKS AND RADIUS FOR SIDE ROADS)  
STA. 101+00 TO 107+00, SOLID LT & RT  
STA. 101+00 TO 107+00, DASHED LT & RT

646.412 DURABLE 4 INCH YELLOW LINE, THERMOPLASTIC  
(ALL LINES WILL INCLUDE C BREAKS FOR SIDE ROADS)  
STA. 101+00 TO 106+90, SOLID LT & RT

646.482 DURABLE 24 INCH STOP BAR, THERMOPLASTIC  
STA. 106+89, RT

646.492 DURABLE LETTER OR SYMBOL, THERMOPLASTIC  
STA. 103+49, RT - ARROW (2)  
STA. 105+20, RT - ARROW (2)  
STA. 106+76, RT - ARROW (2)

646.602 TEMPORARY 4 INCH WHITE LINE, PAINT  
(ALL LINES WILL INCLUDE EDGE LINE AND LANE LINE BREAKS AND RADIUS FOR SIDE ROADS)  
STA. 101+00 TO 107+00, SOLID LT & RT  
STA. 101+00 TO 107+00, DASHED LT & RT

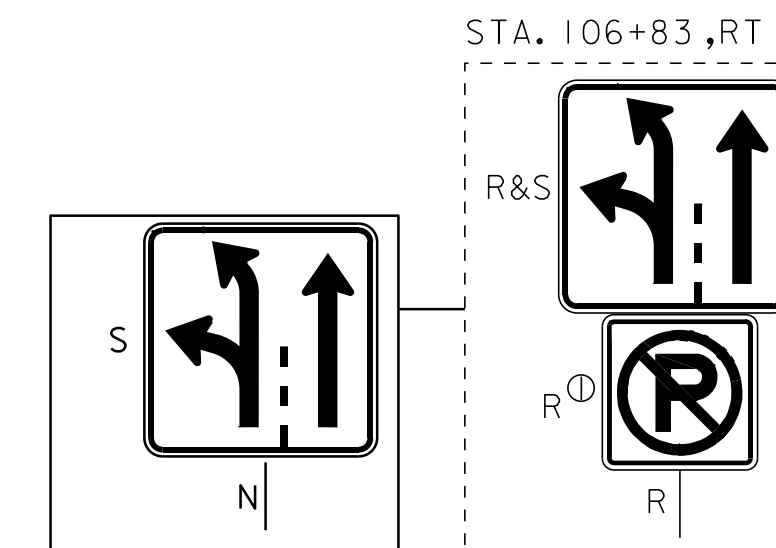
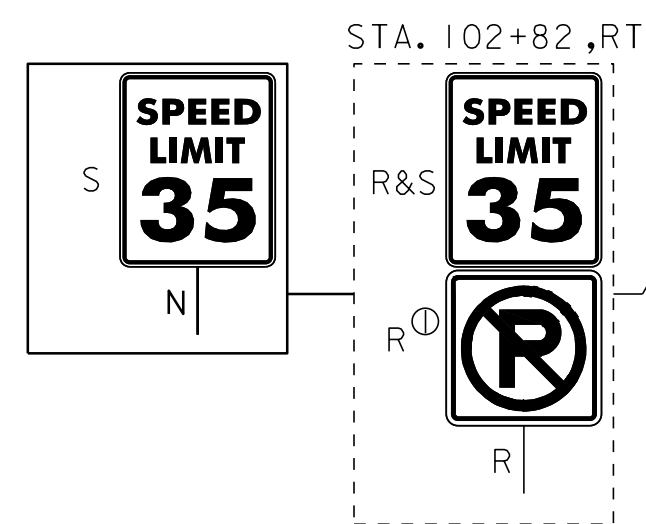
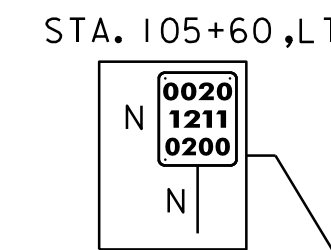
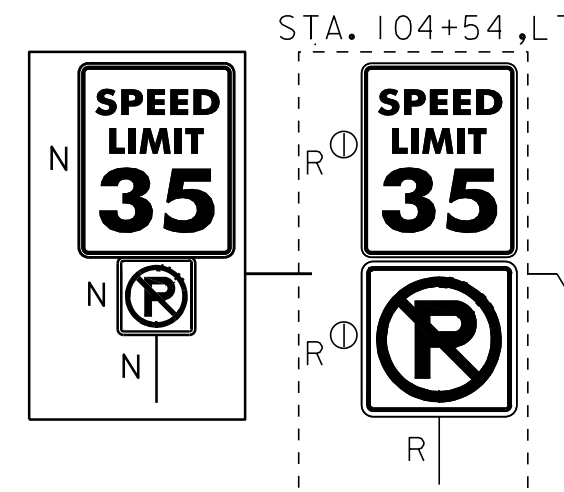
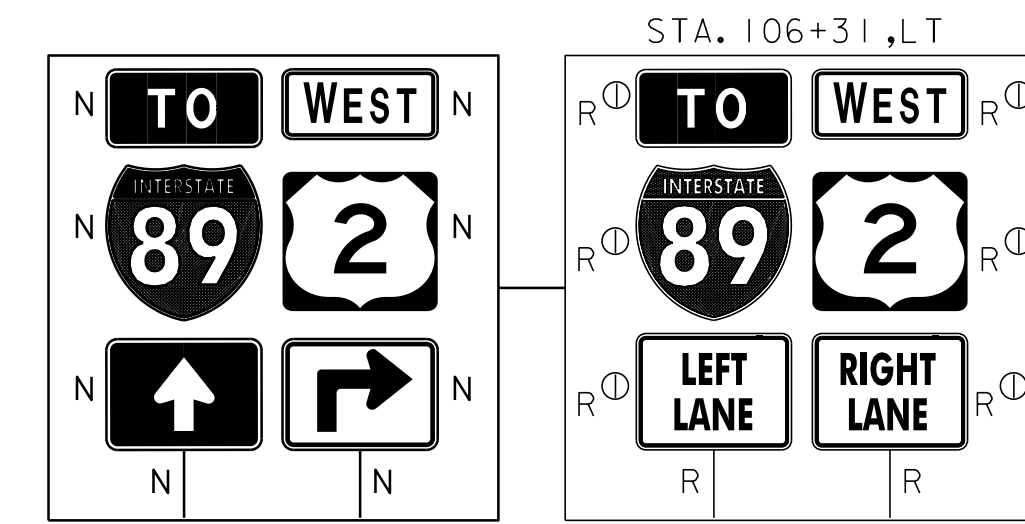
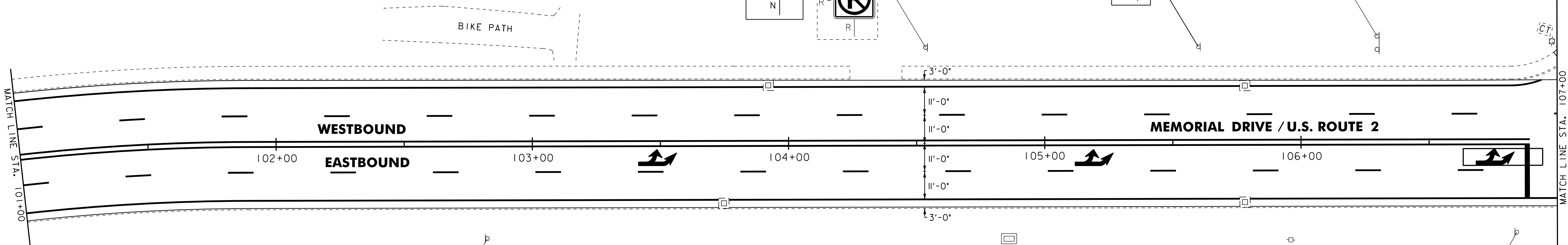
646.612 TEMPORARY 4 INCH YELLOW LINE, PAINT  
(ALL LINES WILL INCLUDE C BREAKS FOR SIDE ROADS)  
STA. 101+00 TO 106+90, SOLID LT & RT

646.682 TEMPORARY 24 INCH STOP BAR, PAINT  
STA. 106+89, RT

646.692 TEMPORARY LETTER OR SYMBOL, PAINT  
STA. 103+49, RT - ARROW (2)  
STA. 105+20, RT - ARROW (2)  
STA. 106+76, RT - ARROW (2)

675.50 REMOVING SIGNS (TYPE A)  
AS SHOWN - 12

675.60 ERECTING SALVAGED SIGNS  
AS SHOWN - 2



- NOTE:
1. FOR LEGENDS, SEE LAYOUT SHEET #1.
  2. ALL EXISTING SIGNS NOT SHOWN SHALL BE RETAINED AS DIRECTED BY THE RESIDENT ENGINEER.



NOT TO SCALE

**PROJECT LAYOUT SHEET #5**

PROJECT NAME: MONTPELIER  
PROJECT NUMBER: NH 2604(I)

FILE NAME: p06b034.dgn  
PROJECT LEADER: JLL  
DESIGNED BY: MCF  
IPARM FILE: p06b034105.i

PLOT DATE: 03-AUG-2011 14:07  
DRAWN BY: STANTEC  
CHECKED BY: JLL  
SHEET 22 OF 84