













# TRAFFIC SIGN SUMMARY SHEET 13

MILEMARKER, STATION, OR SIGN NUMBER	SIGN LEGEND	SIGN DIMENSIONS		NEW & SALVAGED SIGNS				EXIST POST		NEW SIGN POSTS																REMARKS	SIGN DETAIL				
				"A"	"B"	SALV SIGN	SALV TIS	RETA IN	SALV AGE	NO. OF POSTS	FLANGED CHANNEL			SQUARE STEEL (In)			TUBULAR ALUMINUM Ø (In)			TUBULAR STEEL Ø (In)				W-SHAPE STEEL			REQUI RE D	DETAIL ON SHEET NUMBER	STD. SHEET NUMBER		
		1.12	2.0								3.0	2.0	2.0	2.5	3.0	4.0	4.0 MOD	FOUND- ATION	3.0	3.5	4.0	5.0	FTG. SIZE		WEIGHT					POST SIZE	
		lb/ft			lb/ft			lb/ft			lb/ft				24"	30"															
OPTION ITEMS																															
365+21.76, RT.		1	48	24	8.00					2				X															WI-6L	E-152	
367+89.51, RT.		1	24	30	5.00					1				X															VR-017	E-141	
368+48.21, RT.		1	30	30	6.25					1				X															RI-1	E-143	
368+54.40, LT.		1	30	30	6.25					1				X															VW-054A	E-154	
371+65.92, RT.		1	48	24	8.00					2				X															WI-6R	E-152	
372+00.00, RT.		1	24	30	5.00					1				X															VR-017	E-141	
372+90.14, RT.		1	30	30	6.25					1				X															RI-1	E-143	
377+15.04, LT.		1	30	30	6.25					1				X															WI-2	E-151	
379+20.96, LT.		1	24	30	5.00					1				X															R2-1	E-142	
379+42.08, RT.		1	24	30	5.00					1				X															R2-1	E-142	
386+07.36, LT.	 <small>0300 0203 (445)</small>	1	36	36	9.00					2				X															W3-5	28	E-138
386+65.44, RT.		1	30	30	6.25					2				X															VW-205	E-154	

FINAL POST LENGTHS ARE TO BE DETERMINED IN THE FIELD. POST SIZES ARE COMPUTED BASED ON INFORMATION FURNISHED ON THE STANDARD SHEETS AND THE ROADWAY, TRAFFIC & SAFETY SECTION'S "SIGN POST DESIGN GUIDELINE."

<b>TOTALS</b>	SF	SF	EA.	SF		FT	FT	FT	FT	FT	FT	EA	LB	LB	LB	EA.	LB	EA.	EA.	LB
	76.67								240											

PROJECT NAME: MANCHESTER-PAWLET  
PROJECT NUMBER: STPG\_SIGN\_14  
FILE NAME: STPG\_SIGN\_14.dgn  
PROJECT LEADER: N. AVERY  
DESIGNED BY: N. AVERY  
TRAFFIC\_SIGN\_SUMMARY\_SHEET\_13  
PLOT DATE: 22-APR-2009 16:44  
DRAWN BY: ROADWAY  
CHECKED BY: A. GAMBLE  
SHEET 42 OF 60