


REMOVE SIGNS
AS SHOWN -6
4

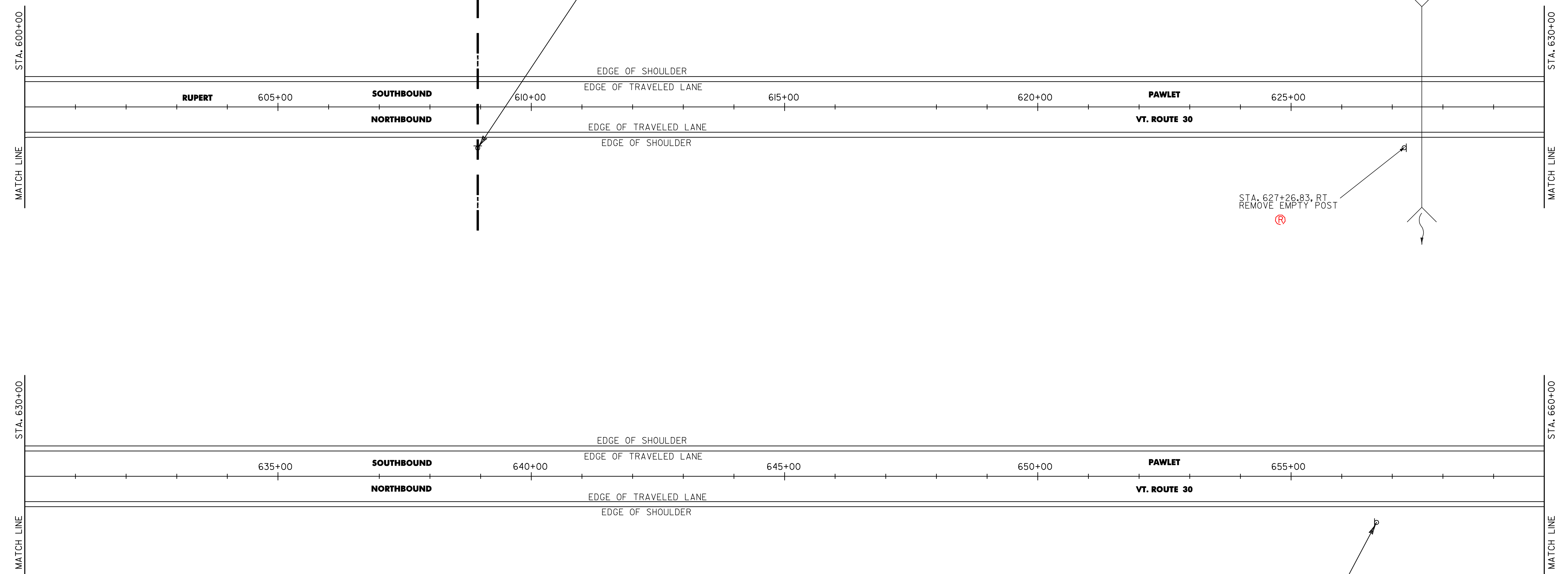
STA. 608+94.24, RT.



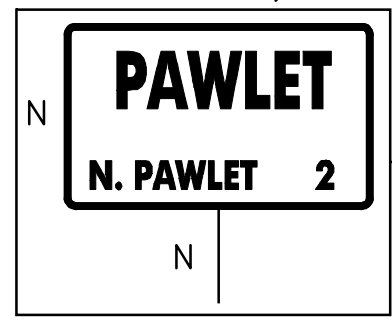
T/L
STA. 608+94.24
MM 3.828 = MM 0.000
RUPERT | PAWLET

BR 68
MM 0.200 =
STA. 627+58.08

STA. 627+26.83, RT.
REMOVE EMPTY POST
Ⓜ



STA. 656+65, RT.



600+00 - 660+00

SIGN LEGEND
R= REMOVE
S= SALVAGE
N= NEW
RET= RETAIN
B-B= BACK TO BACK
EXISTING= _____
NEW= _____

PROJECT NAME: MANCHESTER-PAWLET
PROJECT NUMBER: STPG_SIGN_(14)
FILE NAME: STPG_SIGN_PROJECT.dgn PLOT DATE: 22-APR-2009 16:45
PROJECT LEADER: N. AVERY DRAWN BY: ROADWAY
DESIGNED BY: N. AVERY CHECKED BY: A. GAMBLE
LAYOUT II SHEET 14 OF 60