GENERAL CONSTRUCTION SEQUENCE

1. CORE HOLE IN EXISTING CONCRETE RETAINING WALL @ STA. 2+20.
2. PERFORM EXPLORATORY EXCAVATION AT EXISTING RETAINING WALL @ STA. 3+85 AND CORE HOLE IN RETAINING WALL (IF NECESSARY).
3. INSTALL SMH 6 AND TIE INTO EXISTING 12" VC SEWER MAIN.
4. CONSTRUCT 12" SEWER PIPE FROM SMH 6 TO SMH 5.
5. INSTALL SMH 5 AND TEST SEWER PIPE AND SMH 5.
6. CONSTRUCT 6" SEWER PIPE FROM SMH 5 TOWARDS EXISTING SMH 5–25.
7. REMOVE EXISTING SMH 5–25 AND PROVIDE TEMPORARY BYPASS PUMPING FROM EXISTING SMH 5–25 TO EXISTING SMH 5–26.
8. TEST 6" SEWER PIPE.
9. CONNECT 6" SEWER PIPE TO EXISTING 6" STEEL SANITARY SEWER SERVICE WITH A TRANSITION COUPLING, WYE FITTING AND CLEANOUT.
10. EXISTING 8" VC SEWER MAIN BETWEEN EXISTING SMH 5–25 AND SMH 5–26 TO BE ABANDONED IN–PLACE.
11. CONTRACTOR TO CONFIRM WITH TOWN IF ANY OF THE TWO 4" VC SERVICES ENTERING EXISTING SMH 5–26 ARE ACTIVE. CONTRACTOR TO MAKE PROVISIONS TO CONNECT THE APPROPRIATE SERVICES TO SMH 4 OR CUT AND CAP ANY SERVICES THAT HAVE BEEN ABANDONED PRIOR TO ORDERING/INSTALLING SMH 4.
12. CONSTRUCT 12" SEWER PIPE FROM SMH 5 TO SMH 4.
13. INSTALL SMH 4 AND TEST SEWER PIPE AND SMH 5.
14. CONSTRUCT 12" SEWER PIPE (BRIDGE CROSSING) FROM SMH 4 TO SMH 3.
15. INSTALL SMH 3 AND TEST SEWER PIPE AND SMH 3.
16. CONSTRUCT AND TEST 12" SEWER PIPE FROM SMH 3 TO SMH 2.
17. CONSTRUCT SMH 2 AND PROVIDE TEMPORARY BYPASS PUMPING TO EXISTING SMH 5–28. CONSTRUCT 8" STUB FOR CONNECTION OF NEW SEWER PIPE FROM SMH 1 AND 18" STUB FOR OVERFLOW TO DMH 5–28A.
18. UPON CONSTRUCTION OF SMH 2, TEMPORARY BYPASS PUMPING WILL BE REMOVED AND FLOWS FROM EXISTING SMH 5–29 WILL BE DIRECTED INTO THE NEWLY CONSTRUCTED SEWER SYSTEM. FLOWS FORM THE CHURCH, FAMILY CENTER AND THE COLLECTION LINE FROM THE EAST WILL CONTINUE TO FLOW THROUGH THE EXISTING SEWER MAIN.
19. INSTALL SMH 1 AND TIE INTO EXISTING 6" PVC FROM 6–4, PROVIDE TEMPORARY BYPASS PUMPING FROM SMH 1 TO EXISTING SMH 5–28.
20. CONSTRUCT AND TEST NEW 8" SEWER MAIN FROM SMH 2 TO SMH 1. CONNECT TO PREVIOUSLY CONSTRUCTED STUB @ SMH 1. REMOVE TEMPORARY BYPASS PUMPING.
21. CONNECT BOTH 6" PVC SANITARY SEWER SERVICES FROM THE CHURCH AND FAMILY CENTER TO SMH 1.
22. REMOVE EXISTING SMH 5–28 AND INSTALL NEW 18" PVC OVERFLOW PIPE FROM SMH 2 TO EXISTING DMH 5–28A. REMOVE AND RE–INSTALL OVERFLOW MONITORING EQUIPMENT FROM EXISTING SMH 5–28 TO EXISTING DMH 5–28A.

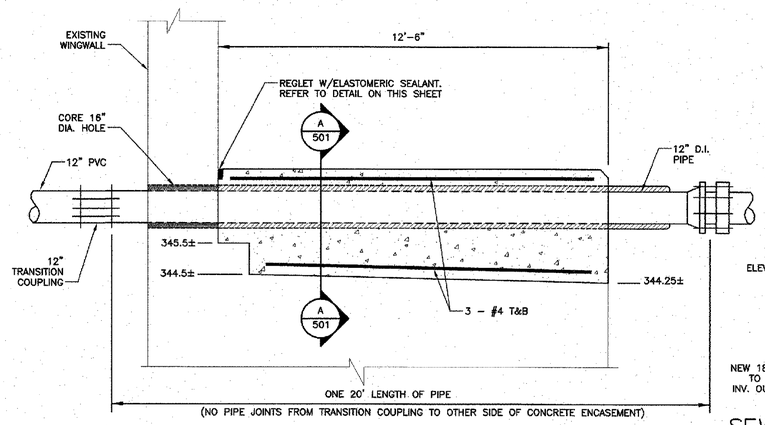

CONCRETE ENCASEMENT SECTION
NOT TO SCALE

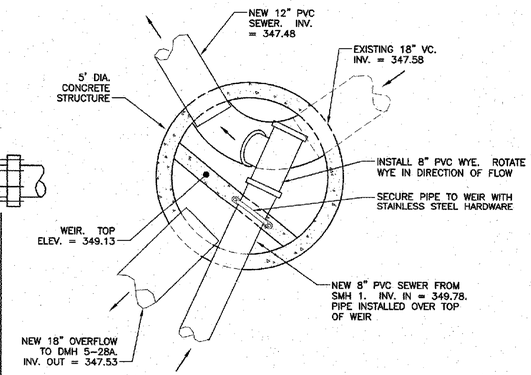

SEWER MANHOLE 2 PLAN VIEW
NOT TO SCALE

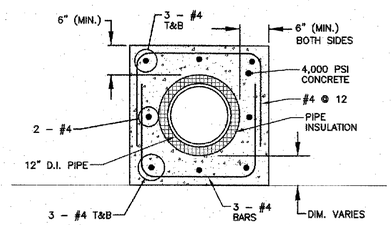

SECTION A–A
NOT TO SCALE

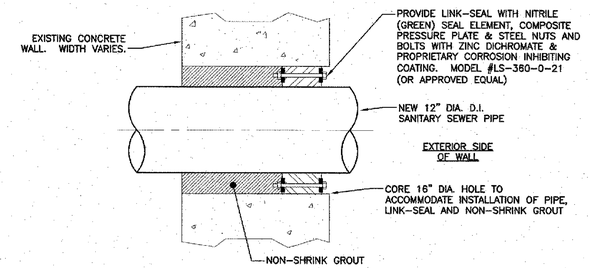

SANITARY SEWER PIPE PENETRATION AT EXISTING CONCRETE WALL DETAIL
NOT TO SCALE

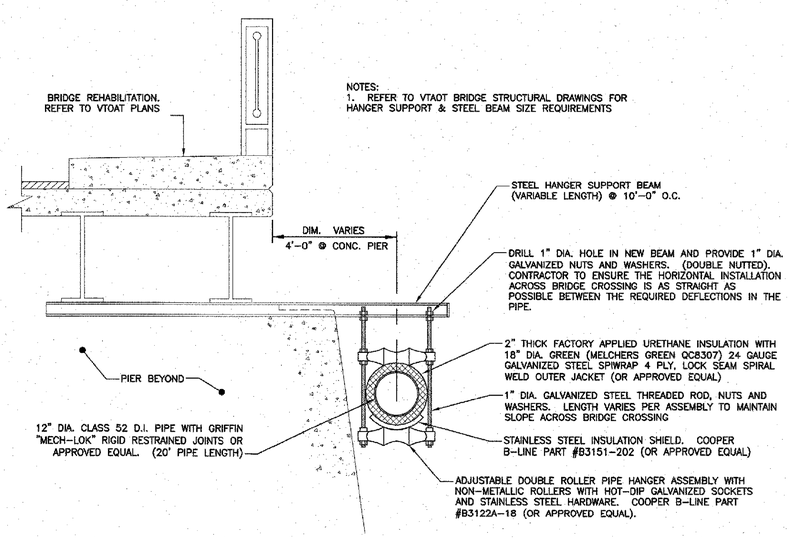

MAIN STREET BRIDGE OUTRIGGER AND HANGER AT CONCRETE PIER DETAIL
NOT TO SCALE

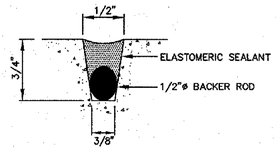

REGLET DETAIL
NOT TO SCALE

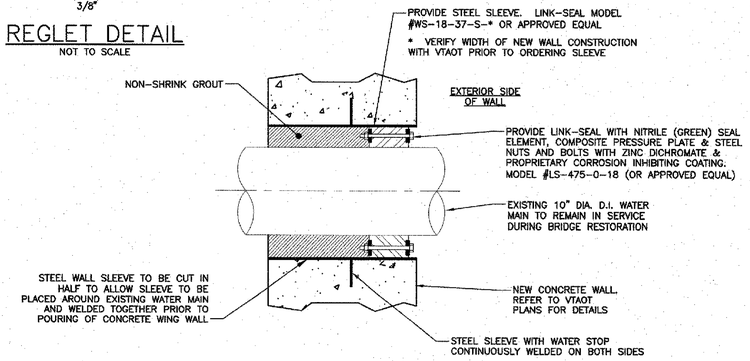

WALL SLEEVE WITH LINK SEAL FOR EXISTING WATER MAIN & NEW CONCRETE WALL CONSTRUCTION
NOT TO SCALE

FINAL DESIGN

FEBRUARY 19, 2009

Stantec Consulting Services Inc.
54 Route 106
North Springfield VT U.S.A.
05150
Tel. 802.886.2261
Fax. 802.886.2260
www.stantec.com

Stantec

Copyright Reserved

The Contractor shall verify and be responsible for all dimensions. DO NOT scale the drawing – any errors or omissions shall be reported to Stantec without delay.
The Copyrights to all designs and drawings are the property of Stantec. Reproduction or use for any purpose other than that authorized by Stantec is forbidden.

Consultants

Legend

Notes

Revision	By	Appd.	YY.MM.DD
1 FINAL DESIGN TO VAOT – BRIDGE SECTION	D.V.D.	G.C.K.	09.02.19

Issued	By	Appd.	YY.MM.DD
File Name: 00385C–501.dwg	B.V.D. Dwn.	G.C.K. Chkd.	B.V.D. Dsgn. 09.02.09 YY.MM.DD

Permit-Seal

STATE OF VERMONT — GARY C. KNIGHT — 17700 — REGISTERED PROFESSIONAL ENGINEER — 9/24/09

PROJECT NAME:	SPRINGFIELD
PROJECT NUMBER:	BHF 016-2(14)
HIGHWAY NO.:	VT 11
BRIDGE NO.:	64
OVER:	BLACK RIVER
SHEET	42 OF 72

Client/Project

TOWN OF SPRINGFIELD

COMMUNITY CENTER BRIDGE
UTILITY CROSSING
Springfield, Vermont

Title

GENERAL CONSTRUCTION NOTES & PIPE SPECIALTY DETAILS

Project No.	Scale	
210800385	AS SHOWN	
Drawing No.	**Sheet**	**Revision**
C-501	U4 of U5	0