
























M.M.	SIGN LEGEND	SIGN DIMENSIONS		NEW & SALVAGED SIGNS				EXIST POST		NO. OF POSTS	SQUARE STEEL (in)			ANCHOR SLITVE	REMARKS	SIGN DETAIL		
		EA	WIDTH (in)	HEIGHT (in)	"A"	"B"	SALV SIGN	SALV TIS	RETAIN		SALVAGE	1.75	2.0			2.5	DETAIL ON SHEET NUMBER	STD. SHEET NUMBER
												lb/ft						
										1.88	2.42	3.35						
L.787 LT SEARSBURG	SEE TEXT RIGHT	1	72"	12"	6					2		X		X		21-1	E-123	
L.809 RT SEARSBURG	SEE TEXT RIGHT	1 3	24" 24"	12" 24"	2 12										 	M4-5 M3-2 M3-3 M3-3	E-136B E-136B	
	SEE TEXT RIGHT	2 1 3	24" 30" 21"	24" 24" 15"	12.8 5 6.6					2			X X		 	MI-5 MI-5 MI-5 M6-3 M6-3 M6-3	E-136B E-136B	
L.818 LT SEARSBURG		1	48"	24"	8					2		X		X	FACING VT. 8	WI-7	E-152	
L.822 LT SEARSBURG			30"	30"	6.25					2		X		X	W9-1	STANDARD HIGHWAY SIGNS BOOK		
L.828 RT SEARSBURG		1	36"	36"	9										RI-1		E-143	
		1	6"	10"	0.42					2		X		X			E-138	
L.845 RT SEARSBURG		1	30"	30"	6.25										W7-1B		E-142	
		1	24"	18"	3					1		X		X	W7-3A		E-142	
L.832 LT SEARSBURG	SEE TEXT RIGHT	1 3	24" 24"	12" 24"	2 12										 	M4-5 M3-3 M3-3 M3-4	E-136B E-136B	
	SEE TEXT RIGHT	2 1 3	24" 30" 21"	24" 24" 15"	12.8 5 6.6					2			X X		 	MI-5 MI-5 MI-5 M6-3 M6-3 M6-3	E-136B E-136B	
L.871 LT SEARSBURG	SEE TEXT RIGHT	2	72"	12"	12										 	DI-1A DI-1A	E-123	
	SEE TEXT RIGHT	2	72"	12"	12					2		*	X	X	 	DI-1A DI-1A	E-123	
L.879 RT SEARSBURG	SEE TEXT RIGHT	1	78"	48"	26										W7-4 RETAIN EXISTING POSTS		E-129	
L.895 LT SEARSBURG		1	24"	30"	5					1		X		X	VR-118R			
L.902 RT SEARSBURG	SEE TEXT RIGHT	2	72"	12"	12					2		X		X	 	D2-1 D2-1	E-123	
FINAL POST LENGTHS ARE TO BE DETERMINED IN THE FIELD. POST SIZES ARE COMPUTED BASED ON INFORMATION FURNISHED ON THE STANDARD SHEETS AND THE VTRANS "SIGN POST DESIGN GUIDELINE."				147.2 155.2	26							FT 180.91 144	FT 66.42 71	EA	PROJECT NAME: WOODFORD - SEARSBURG PROJECT NUMBER: NH ST 2630 (I)			
<b>SIGN SUMMARY SHEET #3</b>				TOTAL	155.2	26	SF	SF	EA.	SF		FT 247.33 215	FILE NAME: p06b228.dgn PLOT DATE: 04-OCT-2011 12:00 PROJECT LEADER: TED DOMEY DRAWN BY: WILDER DESIGNED BY: WILDER CHECKED BY: PAVT MGMT IPARM FILE NAME: 06b228ss03.i SHEET 19 OF 24					