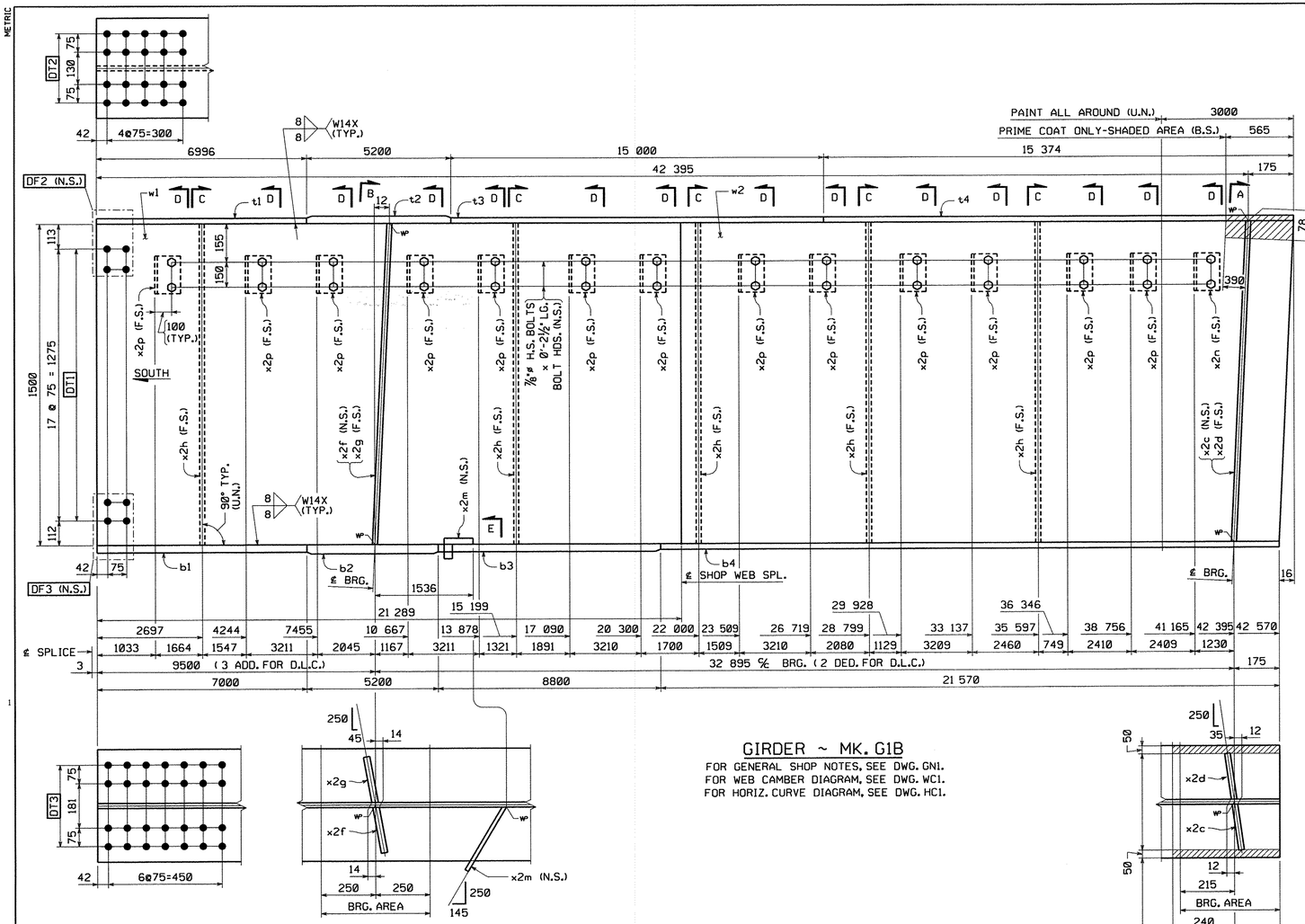

GIRDER ~ MK. G1B

FOR GENERAL SHOP NOTES, SEE DWG. GN1.
FOR WEB CAMBER DIAGRAM, SEE DWG. WC1.
FOR HORIZ. CURVE DIAGRAM, SEE DWG. HC1.

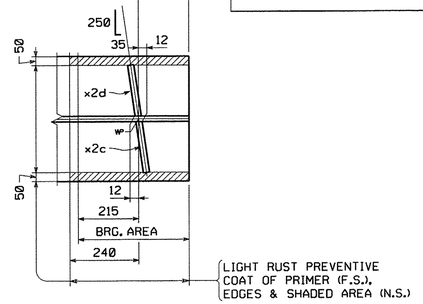

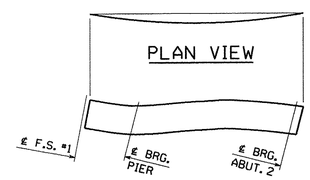

ORIENTATION DIAGRAM

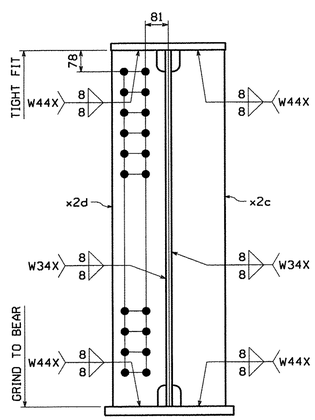

SECTION A
(DEVELOPED)

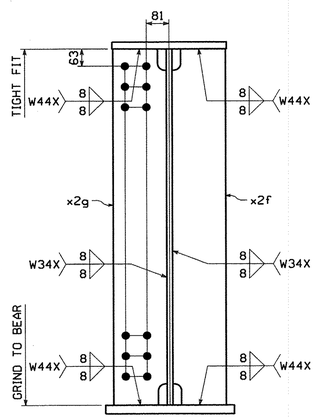

SECTION B
(DEVELOPED)

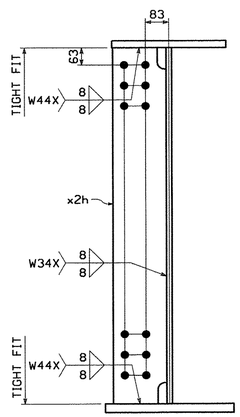

SECTION C

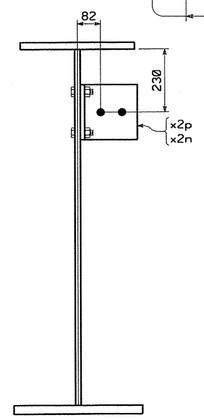

SECTION D

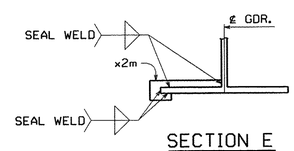

SECTION E
(DEVELOPED)

BILL OF MATERIAL

QTY EA.	MARK	COMM	DESCRIPTION	LENGTH	SPEC	GRADE	TEST	REMARKS	ITEM	GROS WT. EA.	DED. WEIGHT	NET WT. EA.
1	G1B		GIRDER							15 763.44	2.64	15 760.80
1	w1	PL	14 x 1500	21 289	M270M	345W	T		03001	3509.07	1.32	3507.75
1	w2	PL	14 x 1500	21 297	M270M	345W	T		03002	3510.39	1.32	3509.07
1	t1	PL	25 x 406	6 996	M270M	345W	T		04012	557.36	0.00	557.36
1	t2	PL	42 x 406	5 200	M270M	345W	T		04002	695.98	0.00	695.98
1	t3	PL	25 x 406	15 000	M270M	345W	T		04010	1195.02	0.00	1195.02
1	t4	PL	25 x 406	15 375	M270M	345W	T		04009	1224.89	0.00	1224.89
1	b1	PL	32 x 457	7 000	M270M	345W	T		04006	803.49	0.00	803.49
1	b2	PL	45 x 457	5 200	M270M	345W	T		04001	839.36	0.00	839.36
1	b3	PL	32 x 457	8 800	M270M	345W	T		04005	1010.10	0.00	1010.10
1	b4	PL	25 x 457	21 571	M270M	345W	T		04007	1934.39	0.00	1934.39
1	x2c	PL	22.2 x 190	1 500	M270M	345W	T		07001	49.72	0.00	49.72
1	x2d	PL	22.2 x 190	1 500	M270M	345W	T		07001	49.72	0.00	49.72
1	x2f	PL	25.4 x 190	1 500	M270M	345W	T		07002	56.82	0.00	56.82
1	x2g	PL	25.4 x 190	1 500	M270M	345W	T		07002	56.82	0.00	56.82
5	x2h	PL	14.3 x 190	1 500	M270M	345W	T		07003	31.96	0.00	31.96
1	x2m	PL	6.4 x 82	308	M270M	345W			07004	1.27	0.00	1.27
1	x2n	L	203 x 152 x 12.7	226	M270M	345W			07005	7.80	0.00	7.80
13	x2p	L	203 x 152 x 12.7	226	M270M	345W			07005	7.80	0.00	7.80
26	140208	HS Bolt	7/8	2 1/2	M164 Type 3 (RCT)				17002	0.00	0.00	0.00
2	140208-G	HS Bolt	7/8	2 1/2	M164 Type 1 (RCT)			Mech. Galv.	17001	0.00	0.00	0.00
26	W14	Std Wash	7/8		M293 Weathering (RCT)				17006	0.00	0.00	0.00
2	W14-G	Std Wash	7/8		M293 (RCT)			Mech. Galv.	17005	0.00	0.00	0.00
26	N14	Nut	7/8		M291 (RCT)	DH3			17004	0.00	0.00	0.00
2	N14-G	Nut	7/8		M291 (RCT)	DH		Mech. Galv.	17003	0.00	0.00	0.00
								TOTAL WEIGHT THIS SHEET:				15 760.80 kgs

NO.	REVISION	BY	CHK'D	DATE

HOLES: 15/16"ø
BOLTS: AS NOTED
COATING: SEE DWG. GN1
CODE(S): 30
SCALE: N.T.S.

HIGH STEEL STRUCTURES INC.
An Affiliate of High Industries Inc.
An ISO 9001:2000 Certified Company
Lancaster Facility: 915 Old Philadelphia Pike, Lancaster, PA 17603-0008, Phone (717) 299-5211
Williamsport Facility: 3501 W. 4th Street, Williamsport, PA 17701, Phone (570) 326-9051
www.highsteel.com

GIRDER G1B
EAST ROAD OVER VT ROUTE 279
EAST ROAD STA. 1+148.400 TO STA. 1+220.200
TOWN OF BENNINGTON VERMONT, BRIDGE B11
STATE OF VERMONT
AGENCY OF TRANSPORTATION

GENERAL CONTRACTOR	J.A. McDONALD, INC.	FED. AID PROJ. NO.	AC NH 019-1(53)
HSSI PROJ. MGR	DEB KUPRES		
SHPMT 1	DRAWING MANAGER: BRITIGAN (IH)	MADE BY: JAW	CHK'D. BY: CS	DATE: 9-27-07
STATE VT	HSSI PROJECT NUMBER: S-1070147	HSSI STRUCT. ID: B	DRAWING NUMBER: 5 OF 12

PLOTTED: 10/1/2007 9:23:42 AM BY: MKrendel SHIPMENT 01 PM&ENG: 5082811 PRO: 5082812 SHIPRERECT.: 5082813

1070147B X1 10/2/07 10/2/07Approval TO:J.A. McDonald, Inc.