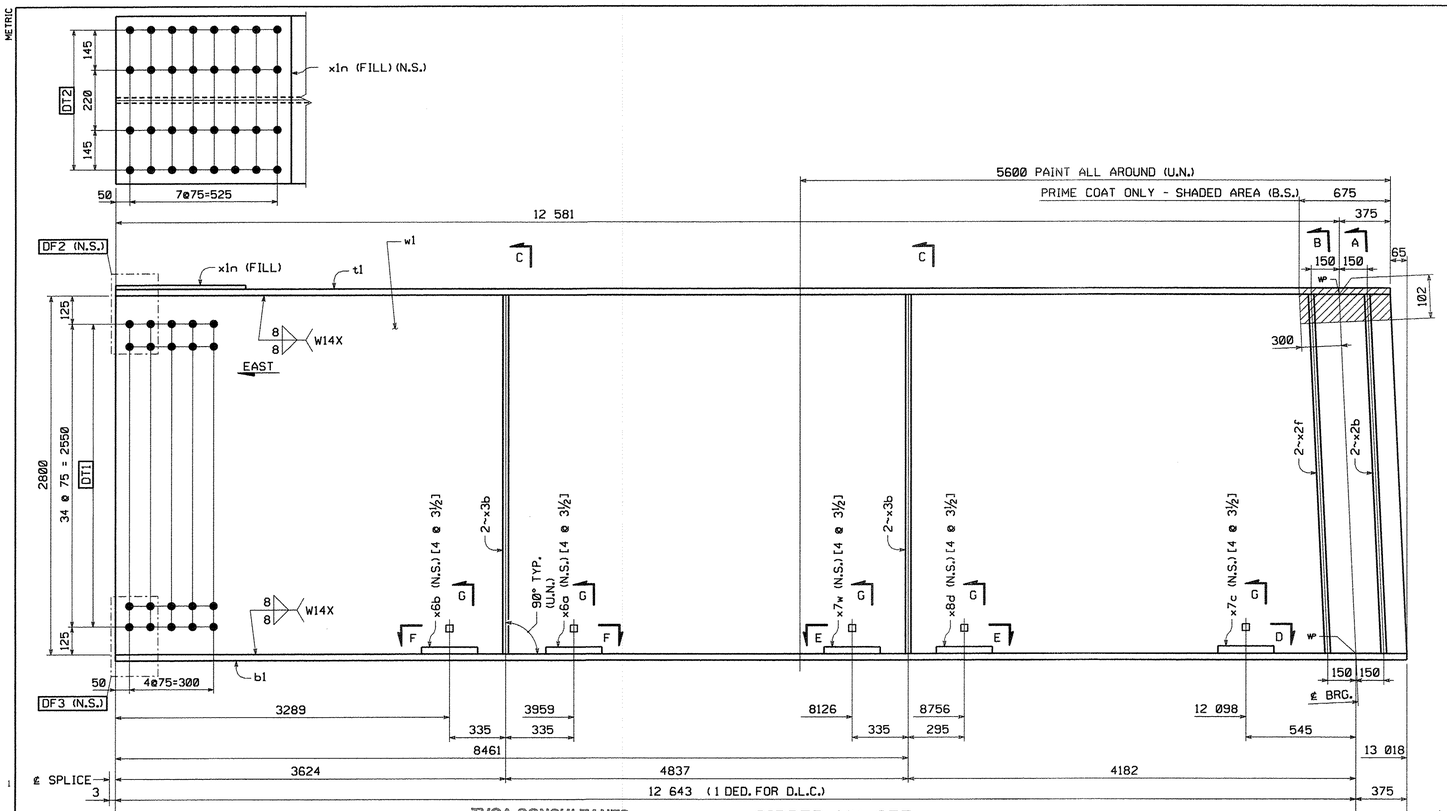

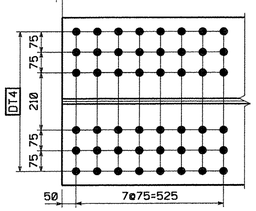

TVGA CONSULTANTS

☒ NO EXCEPTIONS TAKEN ☐ REJECTED
☐ FURNISH AS CORRECTED
☐ REVISE AND RESUBMIT

ENGINEER has reviewed Shop Drawings and Samples and other data which Contractor is required to submit, only for conformance with the information given in the Contract Documents and compatibility with the design concept of the completed Project as a functioning whole as indicated in the Contract Documents. Such reviews do not extend to means, methods, techniques, sequences or procedures of construction or to safety precautions and programs incident thereto. Contractor is responsible for dimensions to be confirmed and correlated at the job site; for information that pertains solely to the fabrication processes or to techniques of construction; and for coordination of the work of all trades.

BY: Alex
DATE: 12/3/07

GIRDER MK. G5E

FOR GENERAL SHOP NOTES, SEE DWG. GN1 & GN2
FOR WEB CAMBER DIAGRAM, SEE DWG. WC3.
FOR HORIZ. CURVE DIAGRAM, SEE DWG. HC1.

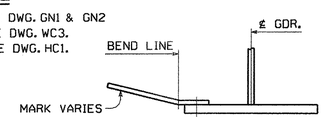

SECTION G

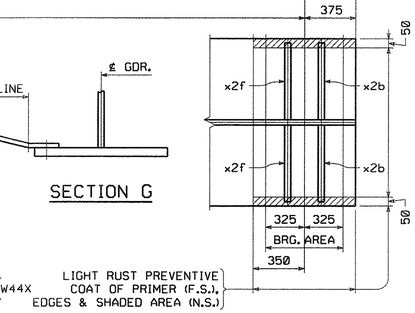

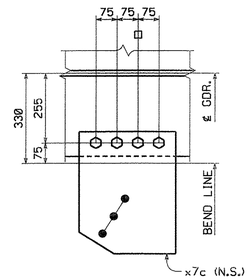

SECTION D

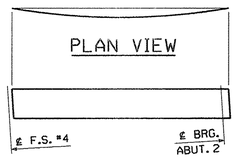

ORIENTATION DIAGRAM

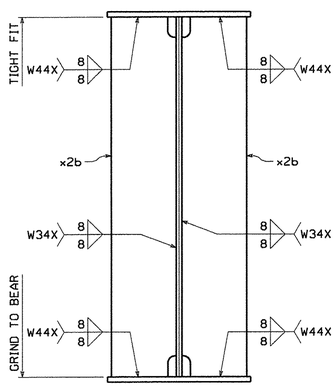

SECTION A

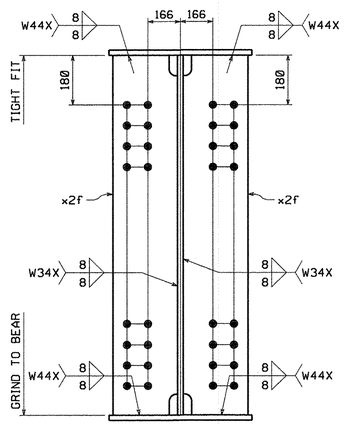

SECTION B

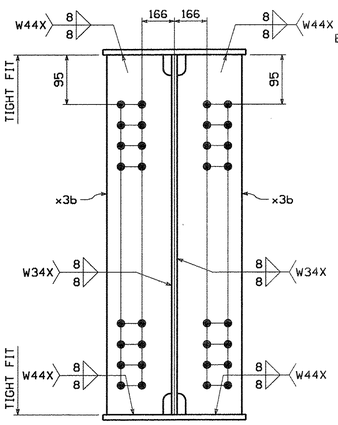

SECTION C

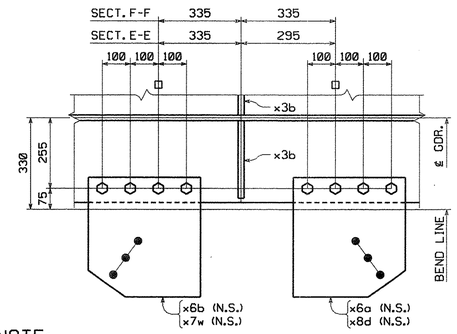

SECTION E-E & F-F

SHOP NOTE:
[4 @ 3½]
INDICATES LENGTH OF ⅞"ø H.S. BOLTS
INDICATES NUMBER OF ⅞"ø H.S. BOLTS

BILL OF MATERIAL

QTY EA.	MARK	COMM	DESCRIPTION	LENGTH	SPEC	GRADE	TEST	REMARKS	ITEM	GROS WT. EA	DED. WEIGHT	NET WT. EA
1	G5E		GIRDER							11635.58	16.44	11619.14
1	w1	PL	22 x 2800	13 021	M270M	345W	T		03009	6295.67	16.44	6279.23
1	t1	PL	28 x 610	12 956	M270M	345W	T		04007	1736.90	0.00	1736.90
1	b1	PL	40 x 610	13 018	M270M	345W	T		04005	2493.17	0.00	2493.17
1	x1n	PL	12.7 x 610	615	M270M	345W		FILL	08006	37.40	0.00	37.40
2	x2b	PL	25.4 x 280	2 801	M270M	345W			07001	156.36	0.00	156.36
2	x2f	PL	25.4 x 280	2 801	M270M	345W	T		07001	156.36	0.00	156.36
4	x3b	PL	14.3 x 280	2 800	M270M	345W	T		07002	88.00	0.00	88.00
1	x6a	PL	14.3 x 420	420	M270M	345W		BENT	07003	19.80	0.00	19.80
1	x6b	PL	14.3 x 420	420	M270M	345W		BENT	07003	19.80	0.00	19.80
1	x7c	PL	14.3 x 345	420	M270M	345W		BENT	07003	16.26	0.00	16.26
1	x7w	PL	14.3 x 420	421	M270M	345W		BENT	07003	19.85	0.00	19.85
1	x8d	PL	14.3 x 400	430	M270M	345W		BENT	07003	19.31	0.00	19.31
12	140308-G	HS Bolt	7/8	0'-3 1/2	M164 Type 1			GALV.	17003	0.00	0.00	0.00
8	140308	HS Bolt	7/8	0'-3 1/2	M164 Type 3				17002	0.00	0.00	0.00
12	N14-G	Nut	7/8		M291	DH		GALV.	17005	0.00	0.00	0.00
8	N14	Nut	7/8		M291	DH3			17004	0.00	0.00	0.00
12	W14-G	Std Wash	7/8		M293			GALV.	17007	0.00	0.00	0.00
8	W14	Std Wash	7/8		M293 Weathering				17006	0.00	0.00	0.00
								TOTAL WEIGHT THIS SHEET: BID ITEM 0160 506.56				11 619.14 kgs

NO.	REVISION	BY	CHK'D	DATE

HIGH STEEL STRUCTURES INC.
An ISO 9001:2000 Certified Company
An Affiliate of High Industries Inc.
Lancaster Facility: 1915 Old Philadelphia Pike, Lancaster, PA 17602-2008, Phone (717) 299-5211
Williamsport Facility: 3501 W. 4th Street, Williamsport, PA 17701, Phone (570) 326-9051
www.Highsteel.com

HOLES	15/16"ø
BOLTS	AS NOTED
COATING	SEE DWG. GN1
CODE(S)	30
SCALE	N.T.S.
GIRDER	G5E
VT ROUTE 279 OVER FURNACE BROOK	
VT ROUTE 279 STA. 8+542.000 TO STA. 8+685.000	
TOWN OF BENNINGTON VERMONT, BRIDGE B12	
STATE OF VERMONT	
AGENCY OF TRANSPORTATION	
FED. AID PROJ. NO.	AC NH F019-1(53)
GENERAL CONTRACTOR	J.A. McDONALD, INC.
HSSI PROJ. MGR	DEB KUPRES
SHPMT	3
DRAWING MANAGER	BRITIGAN (IH)
MADE BY	DRJ
CHK'D. BY	MGK
DATE	11-26-07
STATE	VT
HSSI PROJECT NUMBER	S-1070147
HSSI STRUCT. ID	A
DRAWING NUMBER	29 OF 34

METRIC

PLOTTED: 11/30/2007 12:38:37 PM BY: MKreidel SHIPMENT 01 PMKENG: 5082817 PRD: 5082818 SHIPRERECT: 5082819

1070147A X1 12/3/07 12/3/07Approval TO:J.A. McDonald, Inc.