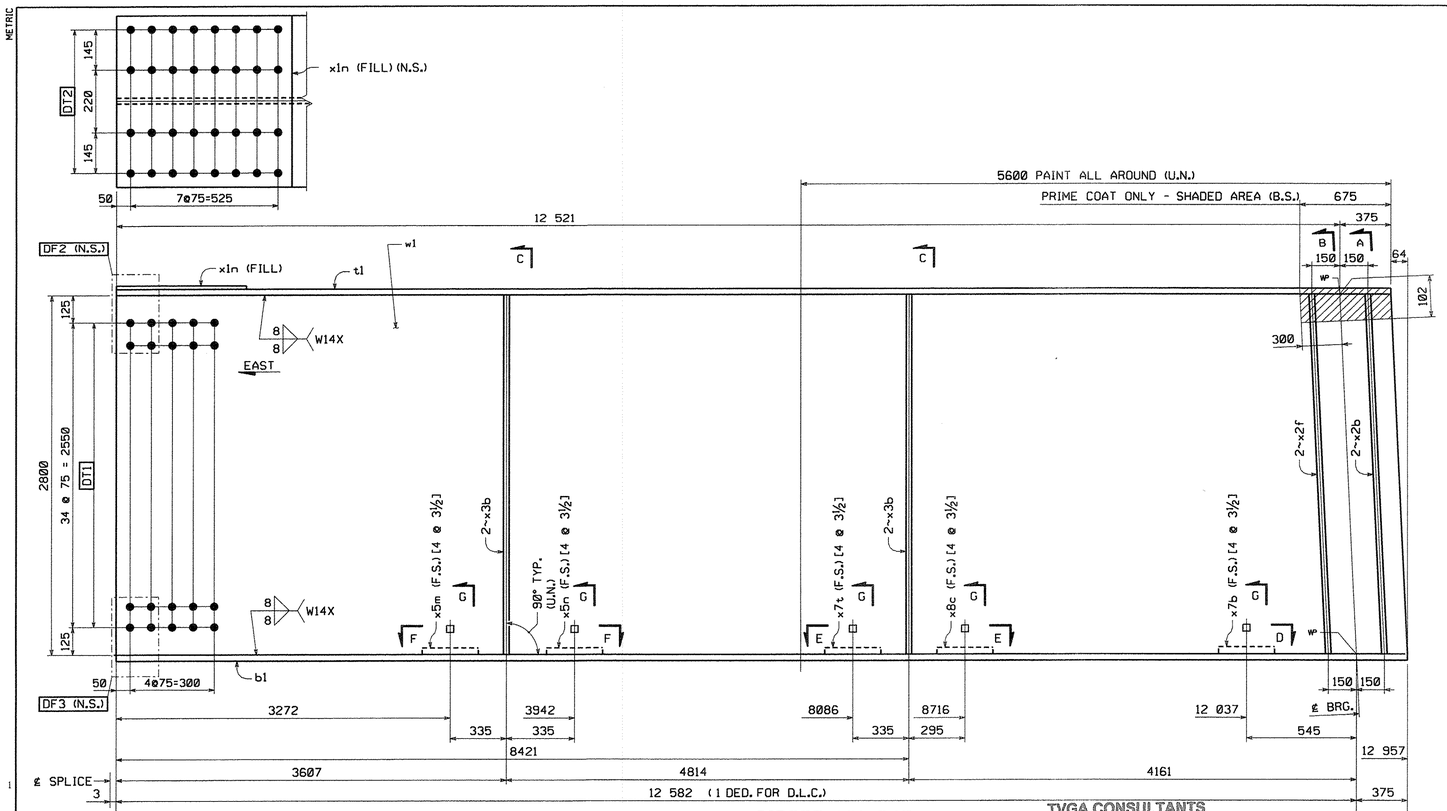

GIRDER MK. G4E

FOR GENERAL SHOP NOTES, SEE DWG. GN1 & GN2
FOR WEB CAMBER DIAGRAM, SEE DWG. WC3.
FOR HORIZ. CURVE DIAGRAM, SEE DWG. HC1.

TVGA CONSULTANTS

☒ NO EXCEPTIONS TAKEN ☐ REJECTED
☐ FURNISH AS CORRECTED
☐ REVISE AND RESUBMIT

ENGINEER has reviewed Shop Drawings and Samples and other data which Contractor is required to submit, only for conformance with the information given in the Contract Documents and compatibility with the design concept of the completed Project as a functioning whole as indicated in the Contract Documents. Such reviews do not extend to means, methods, techniques, sequences or procedures of construction or to safety precautions and programs incident thereto. Contractor is responsible for dimensions to be confirmed and correlated at the job site; for information that pertains solely to the fabrication processes or to techniques of construction; and for coordination of the work of all trades.

BY: [signature]
DATE: 1/8/08

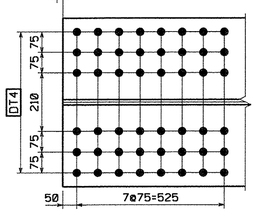

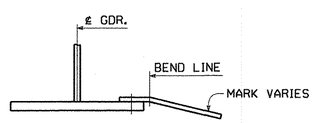

SECTION G

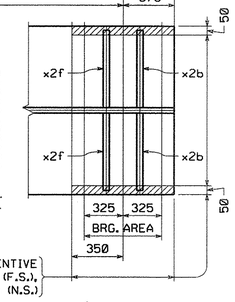

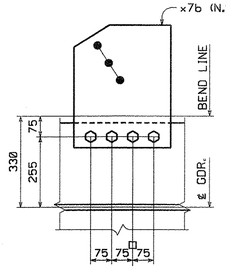

SECTION D

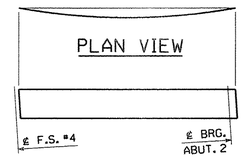

ORIENTATION DIAGRAM

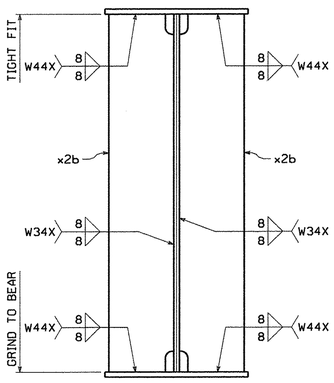

SECTION A

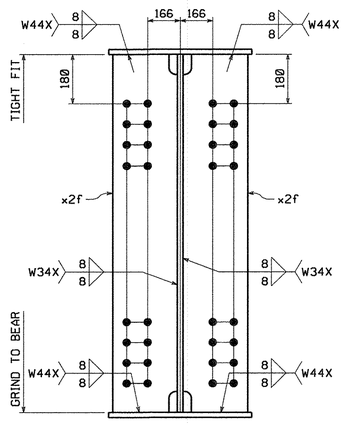

SECTION B

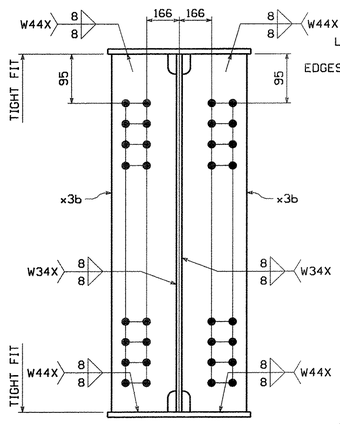

SECTION C

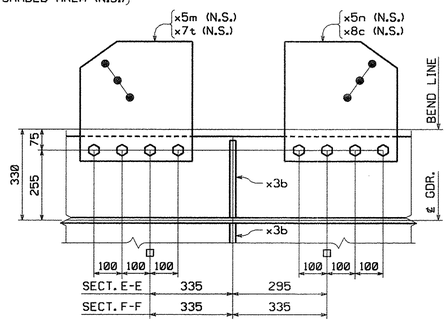

SECTION E-E & F-F

SHOP NOTE:

[4 @ 3½]
- INDICATES LENGTH OF ⅞"ø H.S. BOLTS
- INDICATES NUMBER OF ⅞"ø H.S. BOLTS

BILL OF MATERIAL

QTY EA.	MARK	COMM	DESCRIPTION	LENGTH	SPEC	GRADE	TEST	REMARKS	ITEM	GROS WT. EA.	DED. WEIGHT	NET WT. EA.
1	G4E		GIRDER							11586.63	16.20	11570.43
1	w1	PL	22 x 2800	12 960	M270M	345W	T		03009	6266.18	16.20	6249.98
1	t1	PL	28 x 610	12 896	M270M	345W	T		04007	1728.86	0.00	1728.86
1	b1	PL	40 x 610	12 957	M270M	345W	T		04005	2481.48	0.00	2481.48
1	x1n	PL	12.7 x 610	615	M270M	345W		FILL	06006	37.40	0.00	37.40
2	x2b	PL	25.4 x 280	2 801	M270M	345W			07001	156.36	0.00	156.36
2	x2f	PL	25.4 x 280	2 801	M270M	345W	T		07001	156.36	0.00	156.36
4	x3b	PL	14.3 x 280	2 800	M270M	345W	T		07002	88.00	0.00	88.00
1	x5m	PL	14.3 x 420	422	M270M	345W		BENT	07003	19.89	0.00	19.89
1	x5n	PL	14.3 x 420	421	M270M	345W		BENT	07003	19.85	0.00	19.85
1	x7b	PL	14.3 x 345	421	M270M	345W		BENT	07003	16.30	0.00	16.30
1	x7t	PL	14.3 x 420	422	M270M	345W		BENT	07003	19.89	0.00	19.89
1	x8c	PL	14.3 x 400	431	M270M	345W		BENT	07003	19.35	0.00	19.35
12	140308-G	HS Bolt	7/8	0'-3 1/2	M164 Type 1			GALV.	17003	0.00	0.00	0.00
8	140308	HS Bolt	7/8	0'-3 1/2	M164 Type 3				17002	0.00	0.00	0.00
12	N14-G	Nut	7/8		M291	DH		GALV.	17005	0.00	0.00	0.00
8	N14	Nut	7/8		M291	DH3			17004	0.00	0.00	0.00
12	W14-G	Std Wash	7/8		M293			GALV.	17007	0.00	0.00	0.00
8	W14	Std Wash	7/8		M293 Weathering				17006	0.00	0.00	0.00
					TOTAL WEIGHT THIS SHEET: BID ITEM 0160 506.56							11 570.43 kgs

NO.	REVISION	BY	CHK'D	DATE
△				
△				
△				

HOLES 15/16"ø
BOLTS AS NOTED
COATING SEE DWG. GN1
CODE(S) 30
SCALE N.T.S.

HIGH STEEL STRUCTURES INC.
An ISO 9001:2000 Certified Company
An Affiliate of High Industries Inc.
Lancaster Facility: 1915 Old Philadelphia Pike, Lancaster, PA 17602-2008, Phone (717) 299-5211
Williamsport Facility: 3501 W. 4th Street, Williamsport, PA 17701, Phone (570) 326-3051
www.Highsteel.com

GIRDER G4E
VT ROUTE 279 OVER FURNACE BROOK
VT ROUTE 279 STA. 8+542.000 TO STA. 8+685.000
TOWN OF BENNINGTON VERMONT, BRIDGE B12
STATE OF VERMONT
AGENCY OF TRANSPORTATION

	AC NH F019-1(53)	FED. AID PROJ. NO.	
GENERAL CONTRACTOR	J.A. McDONALD, INC.	HSSI PROJ. MGR	DEB KUPRES
SHPMT 3	DRAWING MANAGER BRITIGAN (IH)	MADE BY DRJ	CHK'D. BY MGK	DATE 11-26-07
STATE VT	HSSI PROJECT NUMBER S-1070147	HSSI STRUCT. ID A	DRAWING NUMBER 28 OF 34

METRIC
SHIPMENT 01 PM&ENG: 52802B17 PRD: 52802B18 SHIP&ERECT: 52802B19
BY: MKreidel
PLOTTED: 11/30/2007 12:30:23 PM

1070147A X1 12/3/07 12/3/07Approval TO:J.A. McDonald, Inc.