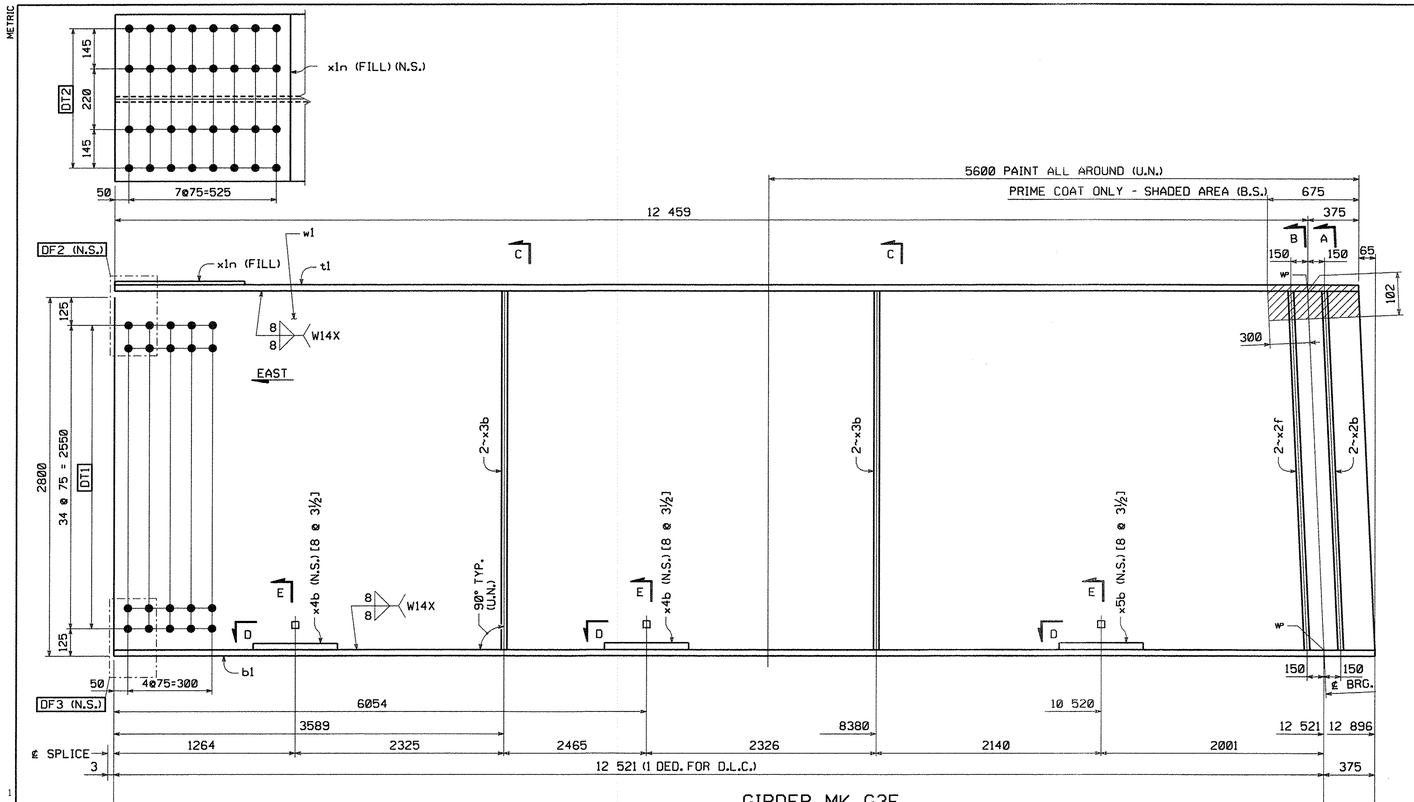

GIRDER MK. G3E

FOR GENERAL SHOP NOTES, SEE DWG. GN1 & GN2
FOR WEB CAMBER DIAGRAM, SEE DWG. WC3.
FOR HORIZ. CURVE DIAGRAM, SEE DWG. HC1.

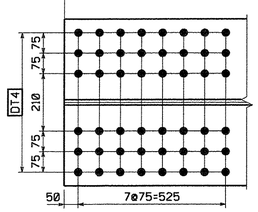

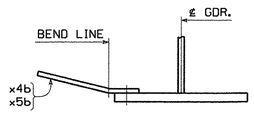

SECTION E

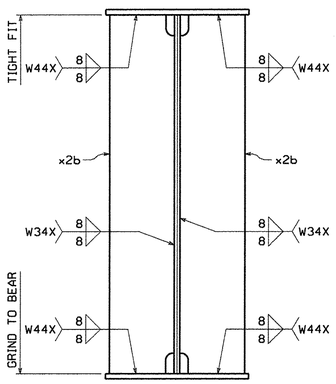

SECTION A

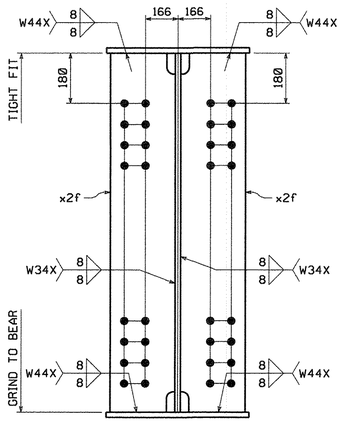

SECTION B

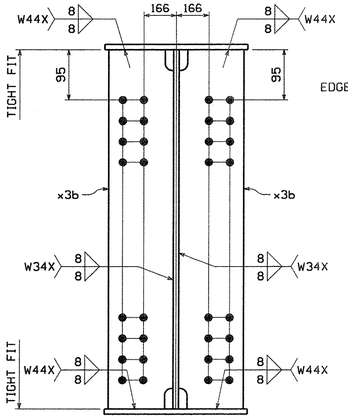

SECTION C

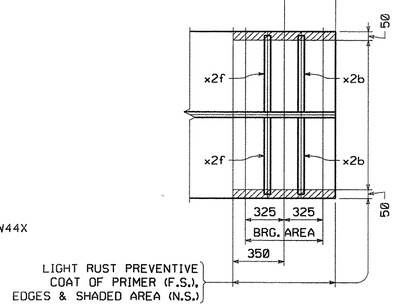

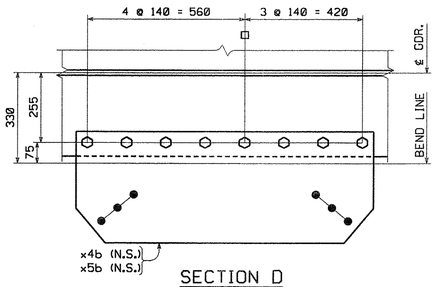

SECTION D

SHOP NOTE:
[8 @ 3½]
- INDICATES LENGTH OF ⅞"ø H.S. BOLTS
- INDICATES NUMBER OF ⅞"ø H.S. BOLTS

TVGA CONSULTANTS

☒ NO EXCEPTIONS TAKEN ☐ REJECTED
☐ FURNISH AS CORRECTED
☐ REVISE AND RESUBMIT

ENGINEER has reviewed Shop Drawings and Samples and other data which Contractor is required to submit, only for conformance with the information given in the Contract Documents and compatibility with the design concept of the completed Project as a functioning whole as indicated in the Contract Documents. Such reviews do not extend to means, methods, techniques, sequences or procedures of construction or to safety precautions and programs incident thereto. Contractor is responsible for dimensions to be confirmed and correlated at the job site; for information that pertains solely to the fabrication processes or to techniques of construction; and for coordination of the work of all trades.

BY: [illegible]
DATE: 1/8/08

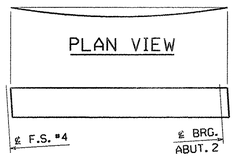

ORIENTATION DIAGRAM

BILL OF MATERIAL

QTY EA.	MARK	COMM	DESCRIPTION	LENGTH	SPEC	GRADE	TEST	REMARKS	ITEM	GROS WT. EA	DED. WEIGHT	NET WT. EA
1	G3E		GIRDER							11607.69	16.44	11591.25
1	w1	PL	22 x 2800	12 899	M270M	345W	T		03011	6236.69	16.44	6220.25
1	t1	PL	28 x 610	12 834	M270M	345W	T		04007	1720.55	0.00	1720.55
1	b1	PL	40 x 610	12 896	M270M	345W	T		04005	2469.80	0.00	2469.80
1	x1n	PL	12.7 x 610	615	M270M	345W		FILL	06006	37.40	0.00	37.40
2	x2b	PL	25.4 x 280	2 801	M270M	345W			07001	156.36	0.00	156.36
2	x2f	PL	25.4 x 280	2 801	M270M	345W	T		07001	156.36	0.00	156.36
4	x3b	PL	14.3 x 280	2 800	M270M	345W	T		07002	88.00	0.00	88.00
2	x4b	PL	14.3 x 1140	425	M270M	345W		BENT	07003	54.38	0.00	54.38
1	x5b	PL	14.3 x 1140	446	M270M	345W		BENT	07003	57.07	0.00	57.07
8	140308-G	HS Bolt	7/8	0'-3 1/2	M164 Type 1			GALV.	17003	0.00	0.00	0.00
16	140308	HS Bolt	7/8	0'-3 1/2	M164 Type 3				17002	0.00	0.00	0.00
8	N14-G	Nut	7/8		M291	DH		GALV.	17005	0.00	0.00	0.00
16	N14	Nut	7/8		M291	DH3			17004	0.00	0.00	0.00
8	W14-G	Std Wash	7/8		M293			GALV.	17007	0.00	0.00	0.00
16	W14	Std Wash	7/8		M293 Weathering				17006	0.00	0.00	0.00
								TOTAL WEIGHT THIS SHEET: BID ITEM 0160 506.56				11 591.25 kgs

NO.	REVISION	BY	CHK'D	DATE
△				
△				
△				

HIGH STEEL STRUCTURES INC.
An Affiliate of High Industries Inc.
An ISO 9001:2000 Certified Company
Lancaster Facility: 915 Old Philadelphia Pike, Lancaster, PA 17602-2508, Phone (717) 299-5211
Williamsport Facility: 3501 W. 4th Street, Williamsport, PA 17701, Phone (570) 326-9051
www.highsteel.com

HOLES	15/16"ø
BOLTS	AS NOTED
COATING	SEE DWG. GN1
CODE(S)	30
SCALE	N.T.S.
GIRDER	G3E
VT ROUTE 279 OVER FURNACE BROOK	
VT ROUTE 279 STA. 8+542.000 TO STA. 8+685.000	
TOWN OF BENNINGTON VERMONT, BRIDGE B12	
STATE OF VERMONT	
AGENCY OF TRANSPORTATION	
AC NH F019-1(53)	FED. AID PROJ. NO.
GENERAL CONTRACTOR: J.A. McDONALD, INC.	HSSI PROJ. MGR: DEB KUPRES
SHPMT 3	DRAWING MANAGER: BRITIGAN (IH)
MADE BY: DRJ	CHK'D. BY: MGK
DATE: 11-26-07	
STATE: VT	HSSI PROJECT NUMBER: S-1070147
HSSI STRUCT. ID: A	DRAWING NUMBER: 27 OF 34

METRIC

PLOTTED: 11/30/2007 12:36:09 PM
BY: MKrendel
SHIPMENT 01 PM&ENG: 50002817 PRD: 50002818 SHIPAREC#: 50002819

1070147A X1 12/3/07 12/3/07Approval TO:J.A. McDonald, Inc.