

GIRDER ~ MK. G6D

FOR GENERAL SHOP NOTES, SEE DWG. GN1 & GN2
FOR WEB CAMBER DIAGRAM, SEE DWG. WC2.
FOR HORIZ. CURVE DIAGRAM, SEE DWG. HC1.

TVGA CONSULTANTS

☒ NO EXCEPTIONS TAKEN ☐ REJECTED
☐ FURNISH AS CORRECTED
☐ REVISE AND RESUBMIT

ENGINEER has reviewed Shop Drawings and Samples and other data which Contractor is required to submit, only for conformance with the information given in the Contract Documents and compatibility with the design concept of the completed Project as a functioning whole as indicated in the Contract Documents. Such reviews do not extend to means, methods, techniques, sequences or procedures of construction or to safety precautions and programs incident thereto. Contractor is responsible for dimensions to be confirmed and correlated at the job site; for information that pertains solely to the fabrication processes or to techniques of construction; and for coordination of the work of all trades.

BY: [signature]
DATE: 12/7/06

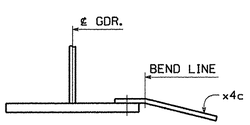

SECTION C

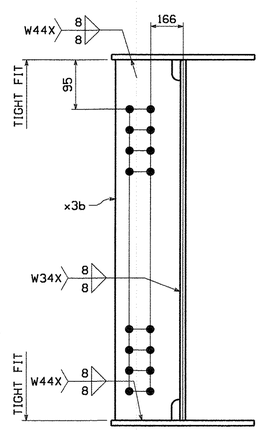

SECTION A

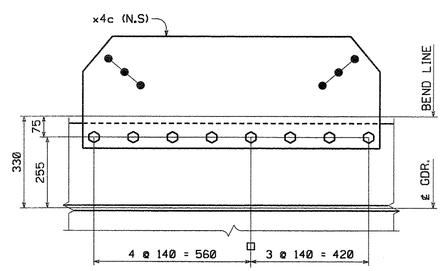

SECTION B

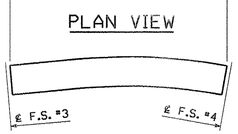

ORIENTATION DIAGRAM

SHOP NOTE:

[8 @ 3½]
- INDICATES LENGTH OF ⅞"ø H.S. BOLTS
- INDICATES NUMBER OF ⅞"ø H.S. BOLTS

BILL OF MATERIAL

QTY EA.	MARK	COMM	DESCRIPTION	LENGTH	SPEC	GRADE	TEST	REMARKS	ITEM	GROS WT. EA.	DED. WEIGHT	NET WT. EA.
1	G6D		GIRDER							37239.03	8.42	37230.61
1	w1	PL	22 x 2800	13 038	M270M	345W	T		03008	6303.89	3.06	6300.83
1	w2	PL	22 x 2800	13 021	M270M	345W	T		03009	6295.67	0.00	6295.67
1	w3	PL	22 x 2800	13 037	M270M	345W	T		03008	6303.41	5.36	6298.05
1	t1	PL	40 x 610	17 847	M270M	345W	T		04001	3418.00	0.00	3418.00
1	t2	PL	40 x 610	21 247	M270M	345W	T		04003	4069.16	0.00	4069.16
1	b1	PL	40 x 610	17 812	M270M	345W	T		04001	3411.30	0.00	3411.30
1	b2	PL	40 x 610	21 247	M270M	345W	T		04003	4069.16	0.00	4069.16
4	x1a	PL	15.9 x 2630	786	M270M	345W	T		06001	257.98	0.00	257.98
2	x1b	PL	20.6 x 610	1 536	M270M	345W	T		06002	151.50	0.00	151.50
1	x1c	PL	20.6 x 610	1 236	M270M	345W	T		06002	121.91	0.00	121.91
1	x1d	PL	20.6 x 610	1 236	M270M	345W	T		06002	121.91	0.00	121.91
4	x1f	PL	20.6 x 280	1 536	M270M	345W	T		06003	69.54	0.00	69.54
2	x1g	PL	20.6 x 280	1 236	M270M	345W	T		06003	55.96	0.00	55.96
2	x1h	PL	20.6 x 280	1 236	M270M	345W	T		06003	55.96	0.00	55.96
2	x1k	SHT	16GA x 390	2 630	A606 Type 4			FILL	06004	16.10	0.00	16.10
2	x1m	PL	15.9 x 610	765	M270M	345W		FILL	06005	58.24	0.00	58.24
8	x3b	PL	14.3 x 280	2 800	M270M	345W	T		07002	88.00	0.00	88.00
8	x4c	PL	14.3 x 1140	425	M270M	345W		BIENT	07003	54.38	0.00	54.38
64	140308	HS Bolt	7/8	0'-3 1/2	M164 Type 3				17002	0.00	0.00	0.00
64	N14	Nut	7/8		M291	DH3			17004	0.00	0.00	0.00
64	W14	Std Wash	7/8		M293 Weathering				17006	0.00	0.00	0.00

TOTAL WEIGHT THIS SHEET: BID ITEM 0160 506.56 — 37 230.61 kgs

NO.	REVISION	BY	CHK'D	DATE
△				
△				
△				

HOLES: 15/16"ø
BOLTS: AS NOTED
COATING: NONE
CODE(S): 30
SCALE: N.T.S.

HIGH STEEL STRUCTURES INC.
An ISO 9001:2000 Certified Company — An Affiliate of High Industries Inc.
Lancaster Facility: 1915 Old Philadelphia Pike, Lancaster, PA 17603-0008, Phone (717) 299-5211
Williamsport Facility: 3501 W. 4th Street, Williamsport, PA 17701, Phone (570) 326-9051
www.Highsteel.com

GIRDER G6D
VT ROUTE 279 OVER FURNACE BROOK
VT ROUTE 279 STA. 8+542.000 TO STA. 8+685.000
TOWN OF BENNINGTON VERMONT, BRIDGE B12
STATE OF VERMONT
AGENCY OF TRANSPORTATION

GENERAL CONTRACTOR	J.A. McDONALD, INC.	FED. AID PROJ. NO.	AC NH F019-1(53)
HSSI PROJ. MGR	DEB KUPRES		
DRAWING MANAGER	BRITIGAN (IH)	MADE BY	JAW
CHK'D. BY	CS	DATE	11/27/07
HSSI PROJECT NUMBER	S-1070147	HSSI STRUCT. ID	A
DRAWING NUMBER	24 OF 34		
SHPMT	3	STATE	VT

METRIC
PM&ENG: 50B2818Z PRD: 50B2818 SHIP&RECT.: 50B2819
SHIPMENT 01 BY: MKrawdel
PLOTTED: 11/30/2007 12:29:25 PM

1070147A X1 12/3/07 12/3/07Approval TO:J.A. McDonald, Inc.