METRIC

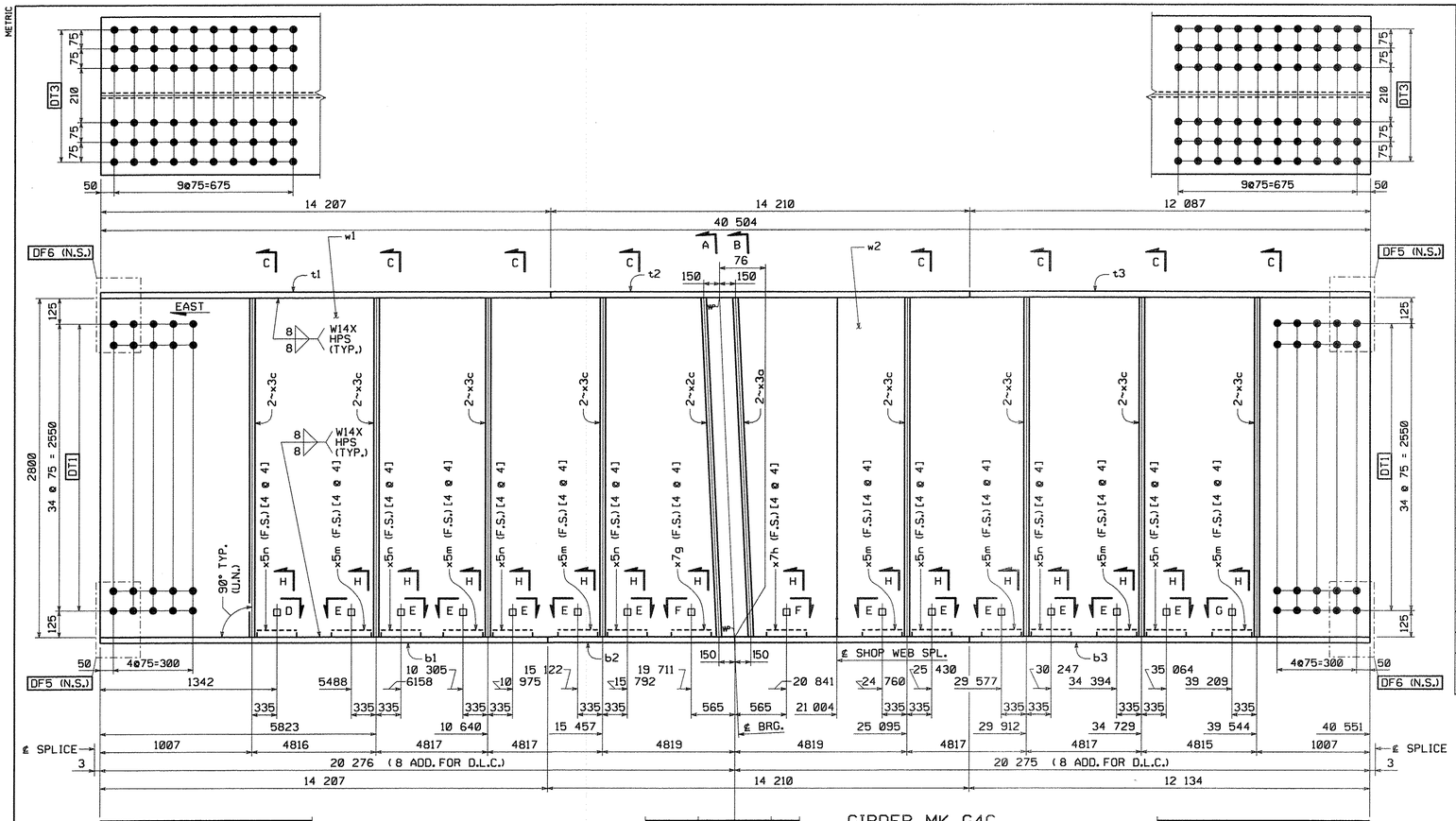

BILL OF MATERIAL

QTY EA.	MARK	COMM	DESCRIPTION	LENGTH	SPEC	GRADE	TEST	REMARKS	ITEM	GROS WT. EA.	DED. WEIGHT	NET WT. EA.
1	G4C		GIRDER							47024.32	170.87	46853.45
1	w1	PL	26 x 2800	21 005	M270M	HPS485W	T		03013	12002.48	6.57	11995.91
1	w2	PL	26 x 2800	19 547	M270M	HPS485W	T		03016	11169.37	6.86	11162.51
1	t1	PL	55 x 610	14 207	M270M	HPS485W	T		04011	3741.21	0.00	3741.21
1	t2	PL	55 x 610	14 210	M270M	HPS485W	T		04011	3742.00	0.00	3742.00
1	t3	PL	55 x 610	12 088	M270M	HPS485W	T		04009	3183.20	0.00	3183.20
1	b1	PL	55 x 610	14 207	M270M	HPS485W	T		04011	3741.21	0.00	3741.21
1	b2	PL	55 x 610	14 210	M270M	HPS485W	T		04011	3742.00	0.00	3742.00
1	b3	PL	55 x 610	12 135	M270M	HPS485W	T		04009	3195.58	0.00	3195.58
2	x2c	PL	25.4 x 280	2 801	M270M	345W	T		07001	156.36	0.00	156.36
2	x3a	PL	25.4 x 280	2 801	M270M	345W	T		07001	156.36	0.00	156.36
16	x3c	PL	15.9 x 280	2 800	M270M	345W	T		07006	97.84	9.84	88.00
7	x5m	PL	14.3 x 420	422	M270M	345W		BENT	07003	19.89	0.00	19.89
7	x5n	PL	14.3 x 420	421	M270M	345W		BENT	07003	19.85	0.00	19.85
1	x7g	PL	14.3 x 400	425	M270M	345W		BENT	07003	19.08	0.00	19.08
1	x7h	PL	14.3 x 400	425	M270M	345W		BENT	07003	19.08	0.00	19.08
64	140400	HS Bolt	7/8	0-4	M164 Type 3				17001	0.00	0.00	0.00
64	N14	Nut	7/8		M291	DHB			17004	0.00	0.00	0.00
64	W14	Std Wash	7/8		M293 Weathering				17006	0.00	0.00	0.00
								WEIGHT FOR BID ITEM: 0990 900.635			44 503.62	kgs
								WEIGHT FOR BID ITEM: 0160 506.56			2 349.83	kgs
								TOTAL WEIGHT THIS SHEET:			46 853.45	kgs

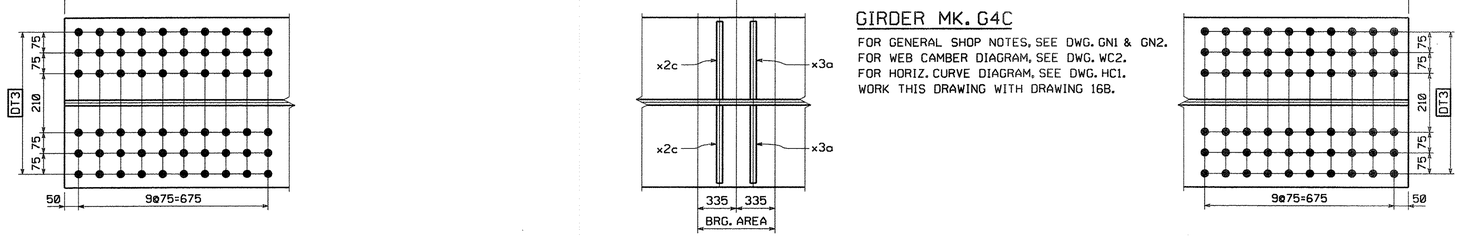

GIRDER MK. G4C

FOR GENERAL SHOP NOTES, SEE DWG. GN1 & GN2.
FOR WEB CAMBER DIAGRAM, SEE DWG. WC2.
FOR HORIZ. CURVE DIAGRAM, SEE DWG. HC1.
WORK THIS DRAWING WITH DRAWING 16B.

TVGA CONSULTANTS

☒ NO EXCEPTIONS TAKEN ☐ REJECTED
☐ FURNISH AS CORRECTED
☐ REVISE AND RESUBMIT

ENGINEER has reviewed Shop Drawings and Samples and other data which Contractor is required to submit, only for conformance with the information given in the Contract Documents and compatibility with the design concept of the completed Project as a functioning whole as indicated in the Contract Documents. Such reviews do not extend to means, methods, techniques, sequences or procedures of construction or to safety precautions and programs incident thereto. Contractor is responsible for dimensions to be confirmed and correlated at the job site; for information that pertains solely to the fabrication processes or to techniques of construction; and for coordination of the work of all trades.

BY: [signature]
DATE: 12/3/07

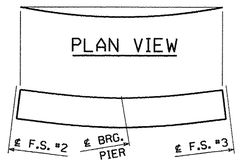

ORIENTATION DIAGRAM

SHOP NOTE:

[4 @ 4]
- INDICATES LENGTH OF 7/8"ø H.S. BOLTS
- INDICATES NUMBER OF 7/8"ø H.S. BOLTS

NO.	REVISION	BY	CHK'D	DATE
△				
△				
△				

HOLES 15/16"
BOLTS AS NOTED
COATING NONE
CODE(S) 30
SCALE N.T.S.

HIGH STEEL STRUCTURES INC.
An ISO 9001:2000 Certified Company
An Affiliate of High Industries Inc.
Lancaster Facility: 1915 Old Philadelphia Pike, Lancaster, PA 17602-2008, Phone (717) 299-5211
Williamsport Facility: 350 W. 4th Street, Williamsport, PA 17701, Phone (570) 326-9051
www.Highsteel.com

GIRDER G4C
VT ROUTE 279 OVER FURNACE BROOK
VT ROUTE 279 STA. 8+542.000 TO STA. 8+685.000
TOWN OF BENNINGTON VERMONT, BRIDGE B12
STATE OF VERMONT
AGENCY OF TRANSPORTATION

	AC NH F019-1(53)	FED. AID PROJ. NO.	
GENERAL CONTRACTOR	J.A. McDONALD, INC.	HSSI PROJ. MGR	DEB KUPRES
SHPMT 3	DRAWING MANAGER BRITIGAN (IH)	MADE BY MAF	CHK'D. BY WBW	DATE 11/27/07
STATE VT	HSSI PROJECT NUMBER S-1070147	HSSI STRUCT. ID A	DRAWING NUMBER 16AB OF 34

PLOTTED: 11/30/2007 1:27:00 PM BY: MKreidel SHIPMENT 01 PM&ENG: 52802B1Z PROJ: 52802B1B SHIP&ERECT: 52802B1B

60

1070147A X1 12/3/07 12/3/07Approval TO:J.A. McDonald, Inc.