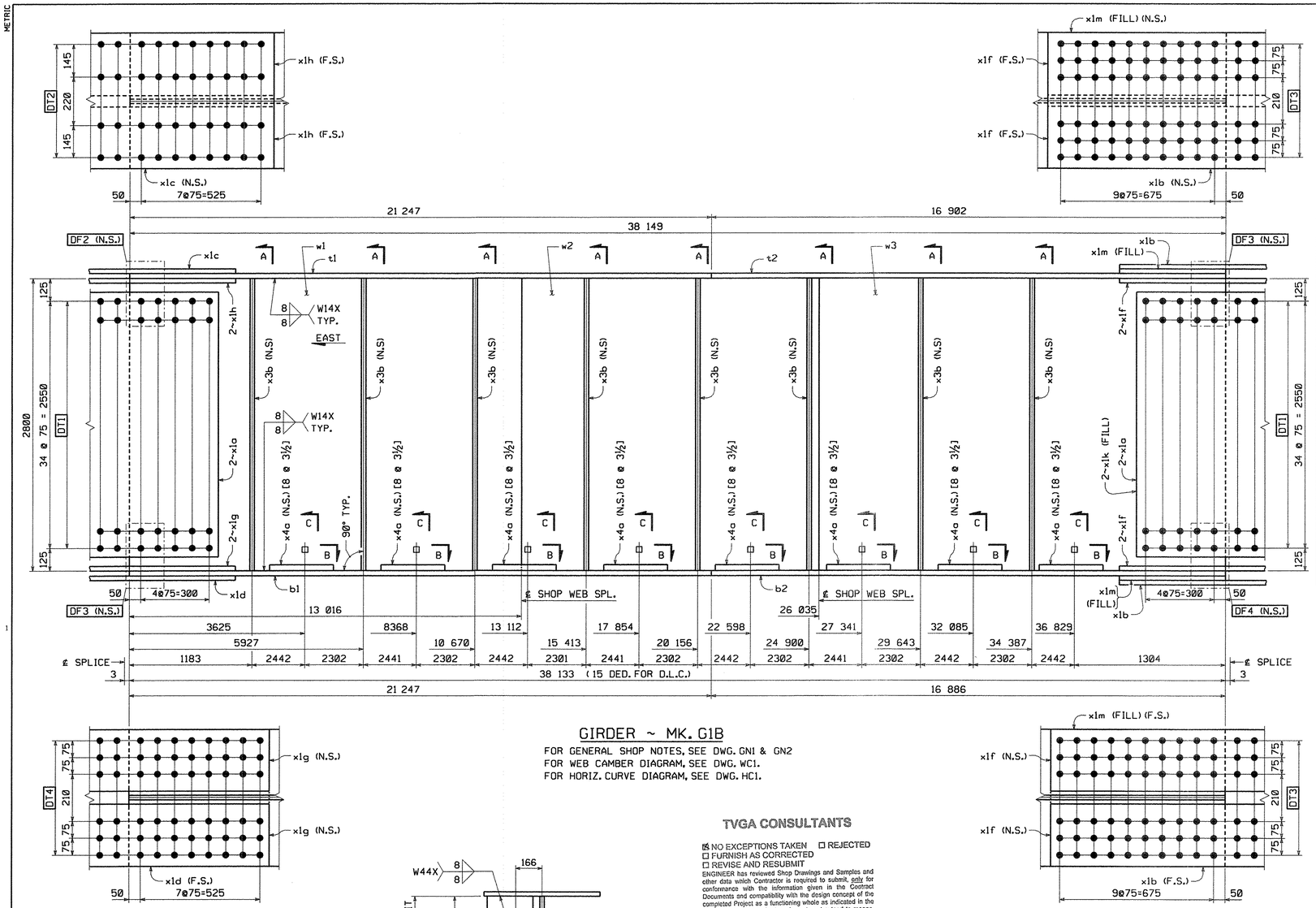

GIRDER ~ MK. G1B

FOR GENERAL SHOP NOTES, SEE DWG. GN1 & GN2
FOR WEB CAMBER DIAGRAM, SEE DWG. WC1.
FOR HORIZ. CURVE DIAGRAM, SEE DWG. HC1.

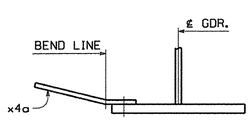

SECTION C

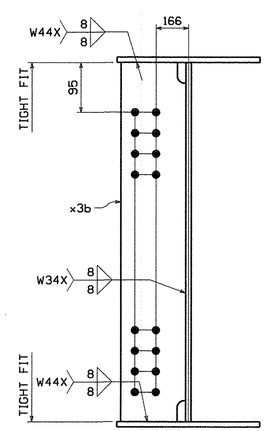

SECTION A

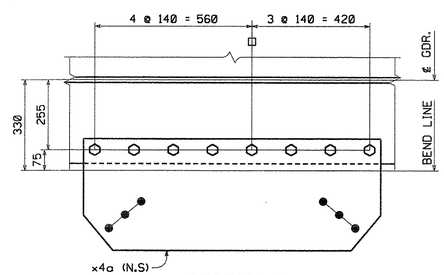

SECTION B

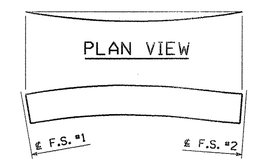

ORIENTATION DIAGRAM

SHOP NOTE:
[8 @ 3½]
INDICATES LENGTH OF ⅞"ø H.S. BOLTS
INDICATES NUMBER OF ⅞"ø H.S. BOLTS

TVGA CONSULTANTS

☒ NO EXCEPTIONS TAKEN ☐ REJECTED
☐ FURNISH AS CORRECTED
☐ REVISE AND RESUBMIT

ENGINEER has reviewed Shop Drawings and Samples and other data which Contractor is required to submit, only for conformance with the information given in the Contract Documents and compatibility with the design concept of the completed Project as a functioning whole as indicated in the Contract Documents. Such reviews do not extend to means, methods, techniques, sequences or procedures of construction or to safety precautions and programs incident thereto. Contractor is responsible for dimensions to be confirmed and correlated at the job site; for information that pertains solely to the fabrication processes or to techniques of construction; and for coordination of the work of all trades.

BY: [signature]
DATE: 12/6/07

BILL OF MATERIAL

QTY EA	MARK	COMM	DESCRIPTION	LENGTH	SPEC	GRADE	TEST	REMARKS	ITEM	GROS WT. EA	DED. WEIGHT	NET WT. EA	
1	G1B		GIRDER							36424.82	3.93	36420.89	
1	w1	PL	22 x 2800	13 026	M270M	345W	T		03009	6298.09	2.55	6295.54	
1	w2	PL	22 x 2800	13 020	M270M	345W	T		03009	6295.19	0.00	6295.19	
1	w3	PL	22 x 2800	12 105	M270M	345W	T		03004	5852.79	1.38	5851.41	
1	t1	PL	40 x 610	21 247	M270M	345W	T		04003	4069.16	0.00	4069.16	
1	t2	PL	40 x 610	16 902	M270M	345W	T		04002	3237.02	0.00	3237.02	
1	b1	PL	40 x 610	21 247	M270M	345W	T		04003	4069.16	0.00	4069.16	
1	b2	PL	40 x 610	16 886	M270M	345W	T		04002	3233.95	0.00	3233.95	
4	x1a	S PL	15.9 x 2630	786	M270M	345W	T		06001	257.98	0.00	257.98	x4
2	x1b	S PL	20.6 x 610	1 536	M270M	345W	T		06002	151.50	0.00	151.50	x2
1	x1c	S PL	20.6 x 610	1 236	M270M	345W	T		06002	121.91	0.00	121.91	
1	x1d	S PL	20.6 x 610	1 236	M270M	345W	T		06002	121.91	0.00	121.91	
4	S x1f	S PL	20.6 x 280	1 536	M270M	345W	T		06003	69.54	0.00	69.54	x4
2	x1g	S PL	20.6 x 280	1 236	M270M	345W	T		06003	55.96	0.00	55.96	x2
2	x1h	S PL	20.6 x 280	1 236	M270M	345W	T		06003	55.96	0.00	55.96	x2
2	S x1k	S SHT	16GA x 390	2 630	A606 Type 4			FILL	06004	16.10	0.00	16.10	x2
2	S x1m	S PL	15.9 x 610	765	M270M	345W		FILL	06005	58.24	0.00	58.24	x2
8	x3b	PL	14.3 x 280	2 800	M270M	345W	T		07002	88.00	0.00	88.00	x8
8	x4a	PL	14.3 x 1140	426	M270M	345W		BENT	07003	54.51	0.00	54.51	x8
64	140308	HS Bolt	7/8	0-3 1/2	M164 Type 3				17002	0.00	0.00	0.00	
64	N14	Nut	7/8		M291	DH3			17004	0.00	0.00	0.00	
64	W14	Std Wash	7/8		M293 Weathering				17006	0.00	0.00	0.00	

TOTAL WEIGHT THIS SHEET: 36 420.89 kgs
BID ITEM 0160 506.56

NO.	REVISION	BY	CHK'D	DATE
△				
△				
△				

HOLES: 15/16"ø
BOLTS: AS NOTED
COATING: NONE
CODE(S): 30
SCALE: N.T.S.

HIGH STEEL STRUCTURES INC.
An ISO 9001:2000 Certified Company
An Affiliate of High Industries Inc.
Lancaster Facility: 195 Old Philadelphia Pike, Lancaster, PA 17603-0008, Phone (717) 299-5201
Williamsport Facility: 3501 W. 4th Street, Williamsport, PA 17701, Phone (570) 326-9051
www.highsteel.com

GIRDER G1B
VT ROUTE 279 OVER FURNACE BROOK
VT ROUTE 279 STA. 8+542.000 TO STA. 8+685.000
TOWN OF BENNINGTON VERMONT, BRIDGE B12
STATE OF VERMONT
AGENCY OF TRANSPORTATION

	AC NH F019-1(53)	FED. AID PROJ. NO.	
GENERAL CONTRACTOR	J.A. McDONALD, INC.	HSSI PROJ. MGR	DEB KUPRES
SHPMT 3	DRAWING MANAGER: BRITIGAN (IH)	MADE BY: JAW	CHK'D. BY: MGK	DATE 11/28/07
STATE VT	HSSI PROJECT NUMBER: S-1070147	HSSI STRUCT. ID: A	DRAWING NUMBER: 7 OF 34

METRIC
PLOTTED: 11/30/2007 12:32:26 PM
BY: MKreidel
SHIPMENT 01
PM&ENG: 5982817 PRD: 5982818 SHIP&ERECT.: 5982819

1070147A X1 12/3/07 12/3/07Approval TO:J.A. McDonald, Inc.