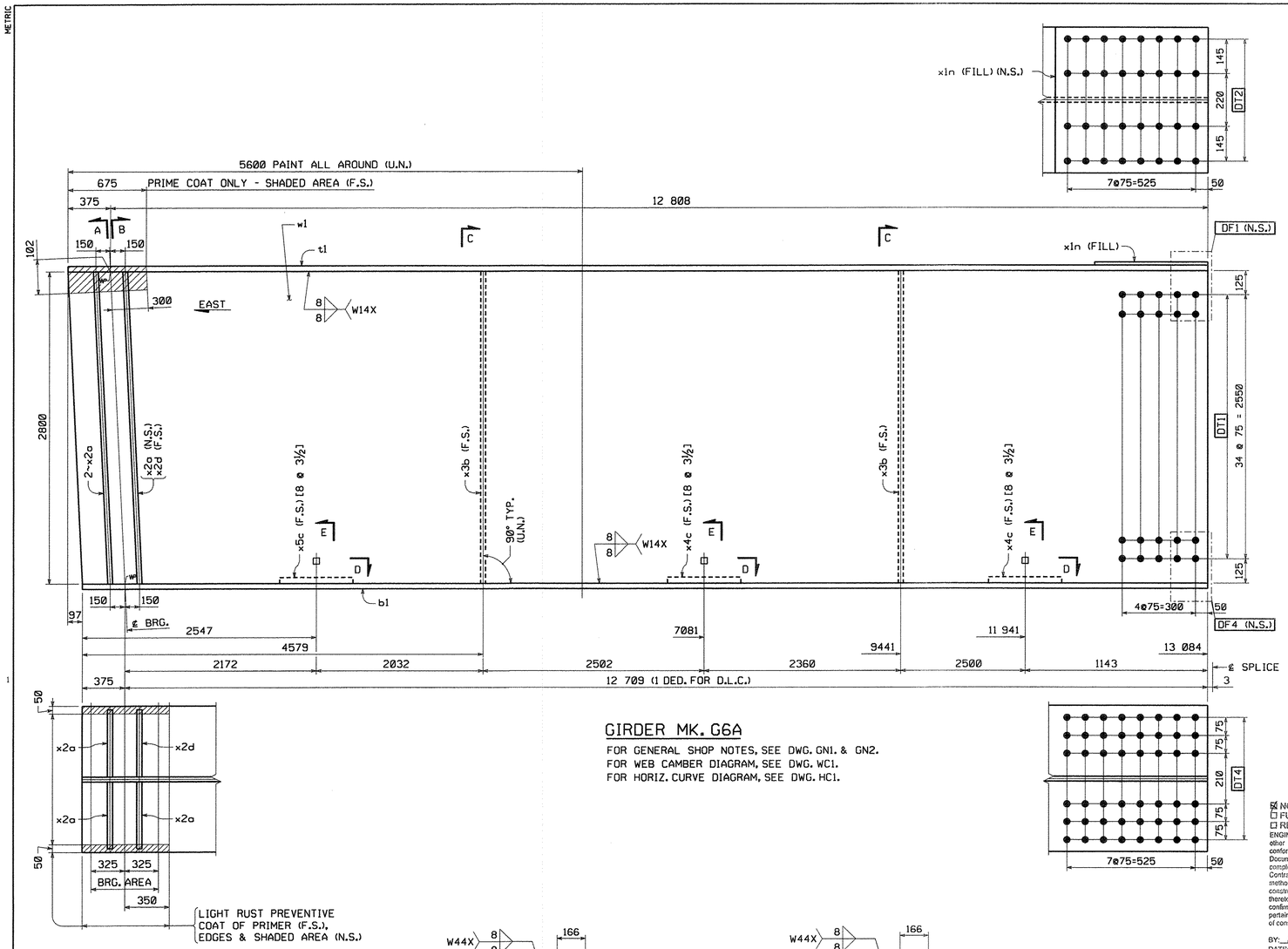

GIRDER MK. G6A

FOR GENERAL SHOP NOTES, SEE DWG. GN1. & GN2.
FOR WEB CAMBER DIAGRAM, SEE DWG. WC1.
FOR HORIZ. CURVE DIAGRAM, SEE DWG. HC1.

BILL OF MATERIAL

QTY EA.	MARK	COMM	DESCRIPTION	LENGTH	SPEC	GRADE	TEST	REMARKS	ITEM	GROSS WT EA.	DED WT	NET WEIGHT EA.
1	G6A		GIRDER							11652.02	23.45	11628.57
1	w1	PL	22 x 2800	13 183	M270M	345W	T		03005	6374.00	23.45	6,350.55
1	t1	PL	28 x 610	13 183	M270M	345W	T		04007	1767.34	0.00	1,767.34
1	b1	PL	40 x 610	13 084	M270M	345W	T		04005	2505.81	0.00	2,505.81
1	x1n	S PL	12.7 x 610	615	M270M	345W		FILL	06006	37.40	0.00	37.40
3	x2a	PL	25.4 x 280	2 802	M270M	345W			07001	156.41	0.00	156.41
1	x2d	PL	25.4 x 280	2 802	M270M	345W	T		07001	156.41	0.00	156.41
2	x3b	PL	14.3 x 280	2 800	M270M	345W	T		07002	88.00	0.00	88.00
2	x4c	PL	14.3 x 1140	425	M270M	345W		BENT	07003	54.38	0.00	54.38
1	x5c	PL	14.3 x 1140	446	M270M	345W		BENT	07003	57.07	0.00	57.07
8	140308-G	HS Bolt	7/8	0'-3 1/2	M164 Type 1			GALV.	17003	0.00	0.00	0.00
16	140308	HS Bolt	7/8	0'-3 1/2	M164 Type 3				17002	0.00	0.00	0.00
8	N14-G	Nut	7/8		M291	DH		GALV.	17005	0.00	0.00	0.00
16	N14	Nut	7/8		M291	DH3			17004	0.00	0.00	0.00
8	W14-G	Std Wash	7/8		M293			GALV.	17007	0.00	0.00	0.00
16	W14	Std Wash	7/8		M293 Weathering				17006	0.00	0.00	0.00
									TOTAL WEIGHT THIS SHEET: BID ITEM 0160 506.56			11 628.57 kgs

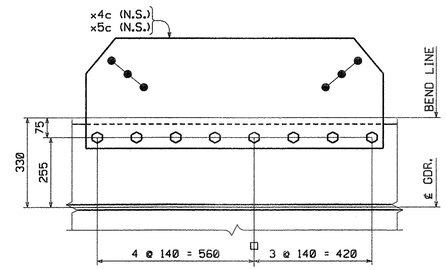

SECTION D

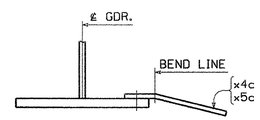

SECTION E

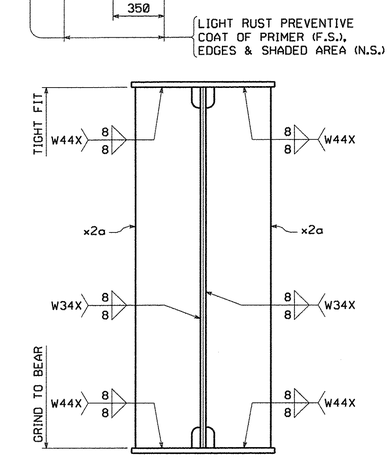

SECTION A

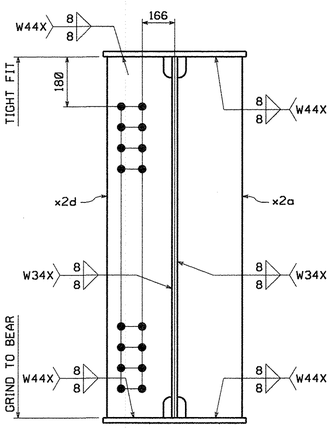

SECTION B

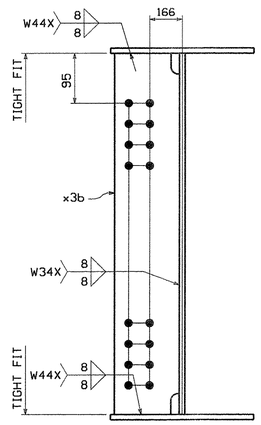

SECTION C

TVGA CONSULTANTS

☒ NO EXCEPTIONS TAKEN ☐ REJECTED
☐ FURNISH AS CORRECTED
☐ REVISE AND RESUBMIT

ENGINEER has reviewed Shop Drawings and Samples and other data which Contractor is required to submit, only for conformance with the information given in the Contract Documents and compatibility with the design concept of the completed Project as a functioning whole as indicated in the Contract Documents. Such reviews do not extend to means, methods, techniques, sequences or procedures of construction or to safety precautions and programs incident thereto. Contractor is responsible for dimensions to be confirmed and correlated at the job site; for information that pertains solely to the fabrication processes or to techniques of construction; and for coordination of the work of all trades.

BY: [signature]
DATE: 1/10/08

SHOP NOTE:

[8 @ 3½]
└ INDICATES LENGTH OF ⅞"ø H.S. BOLTS
└ INDICATES NUMBER OF ⅞"ø H.S. BOLTS

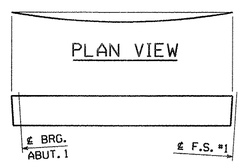

ORIENTATION DIAGRAM

NO.	REVISION	BY	CHK'D	DATE
△				
△				
△				

HOLES 15/16"ø
BOLTS AS NOTED
COATING SEE DWG. GN1
CODE(S) 30
SCALE N.T.S.

HIGH STEEL STRUCTURES INC.
An ISO 9001:2000 Certified Company
An Affiliate of High Industries Inc.
Lancaster Facility: 195 Old Philadelphia Pike, Lancaster, PA 17603-0008, Phone (717) 299-521
Williamsport Facility: 3501 W. 4th Street, Williamsport, PA 17701, Phone (570) 326-9051
www.highsteel.com

GIRDER	G6A
VT ROUTE 279 OVER FURNACE BROOK	
VT ROUTE 279 STA. 8+542.000 TO STA. 8+685.000	
TOWN OF BENNINGTON VERMONT, BRIDGE B12	
STATE OF VERMONT	
AGENCY OF TRANSPORTATION	
GENERAL CONTRACTOR: J.A. McDONALD, INC.	FED. AID PROJ. NO.: AC NH F019-1(53)
	HSSI PROJ. MGR: DEB KUPRES
DRAWING MANAGER: BRITIGAN (IH)	MADE BY: MAF; CHK'D. BY: MGK; DATE: 11/21/07
HSSI PROJECT NUMBER: S-1070147	HSSI STRUCT. ID: A; DRAWING NUMBER: 6 OF 34

SHPMT 3 | STATE VT

METRIC

PLOTTED: 11/30/2007 12:32:13 PM BY: MKrendel SHIPMENT 01 PM&ENG: 5802817 PRG: 5802818 SHIPAERECT: 5802819

1070147A X1 12/3/07 12/3/07Approval TO:J.A. McDonald, Inc.