METRIC

TVGA CONSULTANTS

☒ NO EXCEPTIONS TAKEN ☐ REJECTED
☐ FURNISH AS CORRECTED
☐ REVISE AND RESUBMIT

ENGINEER has reviewed Shop Drawings and Samples and other data which Contractor is required to submit, only for conformance with the information given in the Contract Documents and compatibility with the design concept of the completed Project as a functioning whole as indicated in the Contract Documents. Such reviews do not extend to means, methods, techniques, sequences or procedures of construction or to safety precautions and programs incident thereto. Contractor is responsible for dimensions to be confirmed and correlated at the job site; for information that pertains solely to the fabrication processes or to techniques of construction; and for coordination of the work of all trades.

BY: _____
DATE: 12/6/07

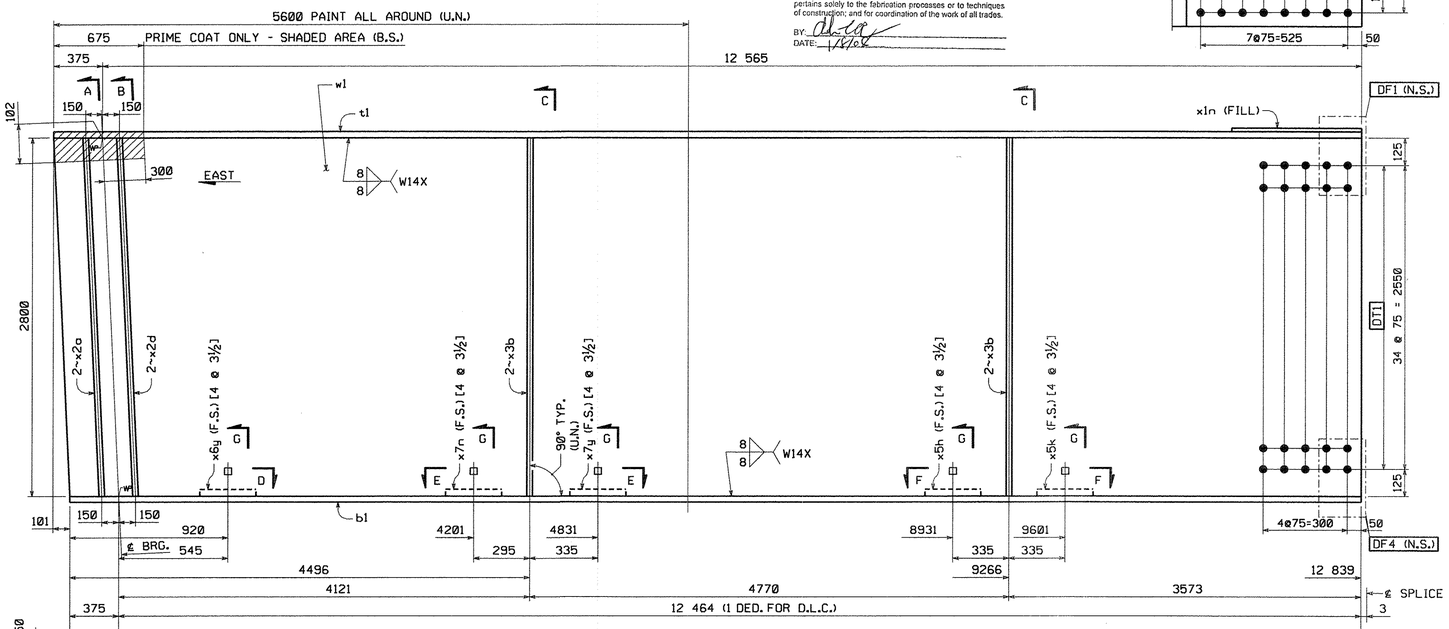

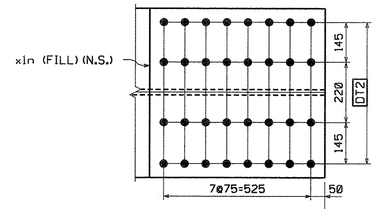

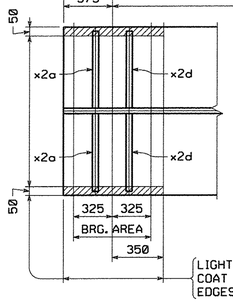

LIGHT RUST PREVENTIVE COAT OF PRIMER (F.S.), EDGES & SHADED AREA (N.S.)

GIRDER MK. G2A

FOR GENERAL SHOP NOTES, SEE DWG. GN1. & GN2.
FOR WEB CAMBER DIAGRAM, SEE DWG. WC1.
FOR HORIZ. CURVE DIAGRAM, SEE DWG. HC1.

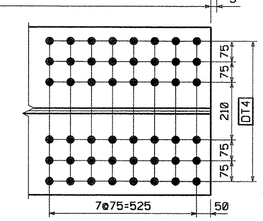

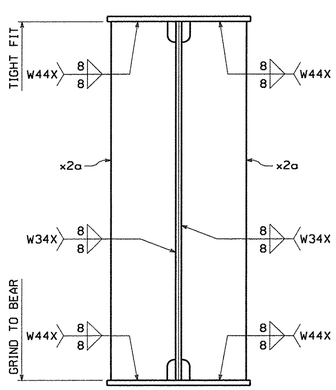

SECTION A

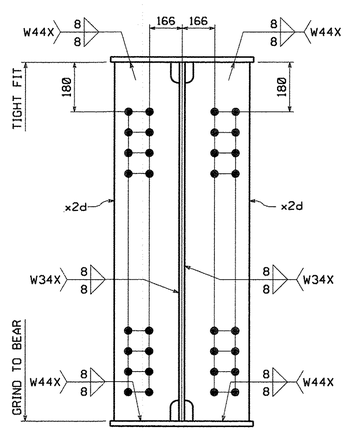

SECTION B

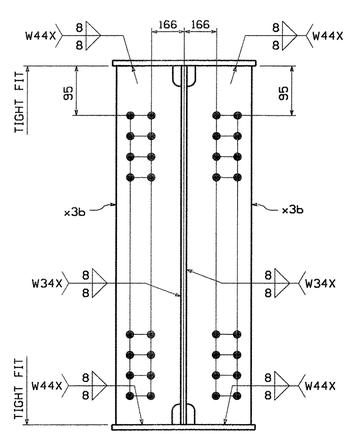

SECTION C

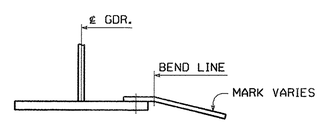

SECTION G

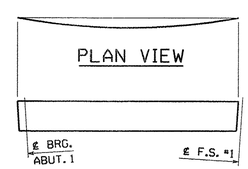

ORIENTATION DIAGRAM

BILL OF MATERIAL

QTY EA.	MARK	COMM	DESCRIPTION			LENGTH	SPEC	GRADE	TEST	REMARKS	ITEM	GROSS WT EA.	DED WT	NET WEIGHT EA.
1	G2A		GIRDER									11560.62	24.42	11536.20
1	w1	PL	22	x	2800	12 940	M270M	345W	T		03001	6256.51	24.42	6,232.09
1	t1	PL	28	x	610	12 940	M270M	345W	T		04007	1734.76	0.00	1,734.76
1	b1	PL	40	x	610	12 839	M270M	345W	T		04005	2458.88	0.00	2,458.88
1	x1n	PL	12.7	x	610	615	M270M	345W		FILL	06006	37.40	0.00	37.40
2	x2a	PL	25.4	x	280	2 802	M270M	345W			07001	156.41	0.00	156.41
4	x3b	PL	14.3	x	280	2 800	M270M	345W	T		07002	88.00	0.00	88.00
2	x2d	PL	25.4	x	280	2 802	M270M	345W	T		07001	156.41	0.00	156.41
1	x5h	PL	14.3	x	420	423	M270M	345W		BENT	07003	19.94	0.00	19.94
1	x5k	PL	14.3	x	420	422	M270M	345W		BENT	07003	19.89	0.00	19.89
1	x6y	PL	14.3	x	345	422	M270M	345W		BENT	07003	16.34	0.00	16.34
1	x7n	PL	14.3	x	400	431	M270M	345W		BENT	07003	19.35	0.00	19.35
1	x7y	PL	14.3	x	420	422	M270M	345W		BENT	07003	19.89	0.00	19.89
12	140308-G	HS Bolt	7/8			0'-3 1/2	M164 Type 1			GALV.	17003	0.00	0.00	0.00
8	140308	HS Bolt	7/8			0'-3 1/2	M164 Type 3				17002	0.00	0.00	0.00
12	N14-G	Nut	7/8				M291	DH		GALV.	17005	0.00	0.00	0.00
8	N14	Nut	7/8				M291	DH3			17004	0.00	0.00	0.00
12	W14-G	Std Wash	7/8				M293			GALV.	17007	0.00	0.00	0.00
8	W14	Std Wash	7/8				M293 Weathering				17006	0.00	0.00	0.00
							TOTAL WEIGHT THIS SHEET: BID ITEM 0160 506.56					11 536.20 kgs		

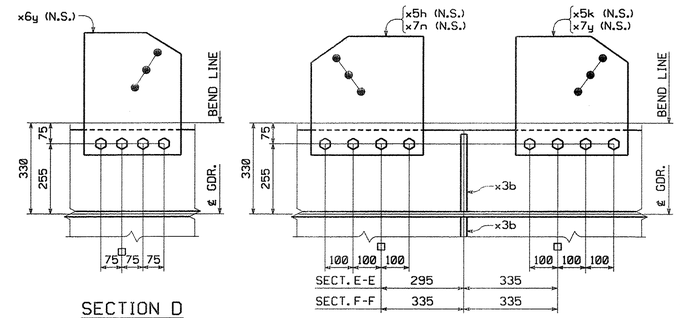

SECTION D

SECTION E-E & F-F

SHOP NOTE:

[4 @ 3½]
- INDICATES LENGTH OF ⅞"ø H.S. BOLTS
- INDICATES NUMBER OF ⅞"ø H.S. BOLTS

NO.	REVISION	BY	CHK'D	DATE
△				
△				
△				

HOLES: 15/16"ø
BOLTS: AS NOTED
COATING: SEE DWG. GN1
CODE(S): 30
SCALE: N.T.S.

HIGH STEEL STRUCTURES INC.
An ISO 9001:2000 Certified Company — An Affiliate of High Industries Inc.
Lancaster Facility: 195 Old Philadelphia Pike, Lancaster, PA 17603-0008, Phone (717) 299-5211
Williamsport Facility: 350 W. 4th Street, Williamsport, PA 17701, Phone (570) 326-9051
www.highsteel.com

GIRDER G2A
VT ROUTE 279 OVER FURNACE BROOK
VT ROUTE 279 STA. 8+542.000 TO STA. 8+685.000
TOWN OF BENNINGTON VERMONT, BRIDGE B12
STATE OF VERMONT
AGENCY OF TRANSPORTATION

FED. AID PROJ. NO.: AC NH F019-1(53)
GENERAL CONTRACTOR: J.A. McDONALD, INC.
HSSI PROJ. MGR: DEB KUPRES

SHPMT	3	DRAWING MANAGER	BRITIGAN (IH)	MADE BY	MAF	CHK'D. BY	MGK	DATE	11/21/07
STATE	VT	HSSI PROJECT NUMBER	S-1070147	HSSI STRUCT. ID	A	DRAWING NUMBER	2 OF 34		

SHIPMENT 01 PM&ENG: 50802817 PRD: 50802818 SHIP&REC'T: 50802819
BY: MKrendel
PLOTTED: 11/30/2007 12:28:16 PM