METRIC

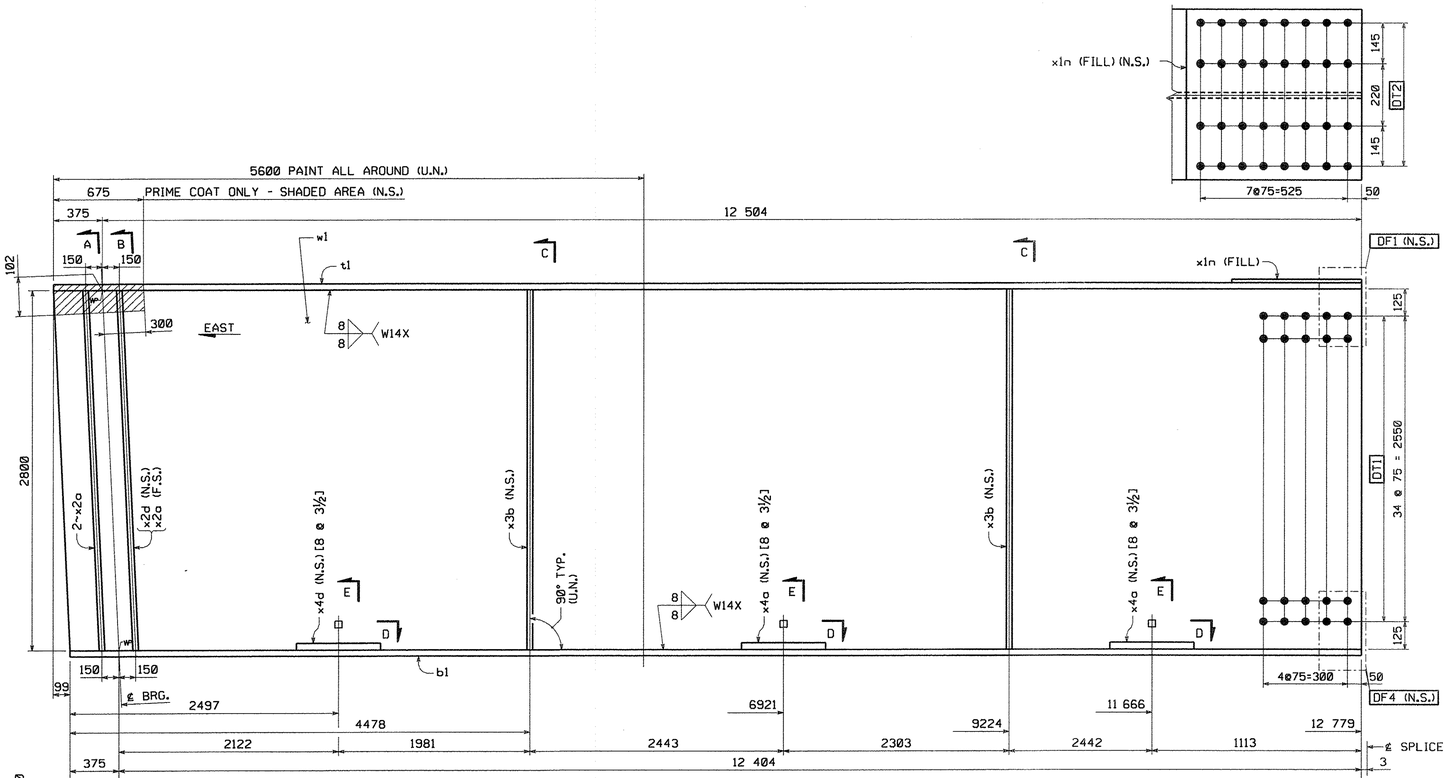

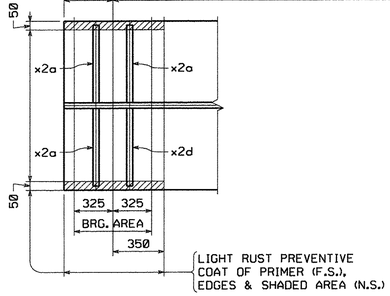

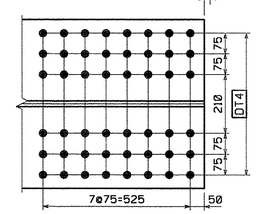

GIRDER MK. G1A

FOR GENERAL SHOP NOTES, SEE DWG. GN1 & GN2.
FOR WEB CAMBER DIAGRAM, SEE DWG. WC1.
FOR HORIZ. CURVE DIAGRAM, SEE DWG. HC1.

BILL OF MATERIAL

QTY EA	MARK	COMM	DESCRIPTION			LENGTH	SPEC	GRADE	TEST	REMARKS	ITEM	GROSS WT EA	DED WT	NET WEIGHT EA	
1	G1A		GIRDER									11406.25	23.94	11382.32	
1	w1	PL	22	x	2800	12 879	M270M	345W	T		03011	6227.02	23.94	6,203.08	
1	t1	PL	28	x	610	12 879	M270M	345W	T		04007	1726.58	0.00	1,726.58	
1	b1	PL	40	x	610	12 779	M270M	345W	T		04005	2447.39	0.00	2,447.39	
1	x1n	PL	12.7	x	610	615	M270M	345W		FILL	06006	37.40	0.00	37.40	
3	x2a	PL	25.4	x	280	2 802	M270M	345W			07001	156.41	0.00	156.41	x3
1	x2d	PL	25.4	x	280	2 802	M270M	345W	T		07001	156.41	0.00	156.41	
2	x3b	PL	14.3	x	280	2 800	M270M	345W	T		07002	88.00	0.00	88.00	x2
2	x4a	PL	14.3	x	1140	426	M270M	345W		BENT	07003	54.51	0.00	54.51	x2
1	x4d	PL	14 2/8	x	1140	447	M270M	345W		BENT	07003	57.20	0.00	57.20	
8	140308-G	HS Bolt	7/8	14.3		0'-3 1/2	M164 Type 1			GALV.	17003	0.00	0.00	0.00	
16	140308	HS Bolt	7/8			0'-3 1/2	M164 Type 3				17002	0.00	0.00	0.00	
8	N14-G	Nut	7/8				M291	DH		GALV.	17005	0.00	0.00	0.00	
16	N14	Nut	7/8				M291	DH3			17004	0.00	0.00	0.00	
8	W14-G	Std Wash	7/8				M293			GALV.	17007	0.00	0.00	0.00	
16	W14	Std Wash	7/8				M293 Weathering				17006	0.00	0.00	0.00	
												TOTAL WEIGHT THIS SHEET: BID ITEM 0160 506.56		11 382.32 kgs	

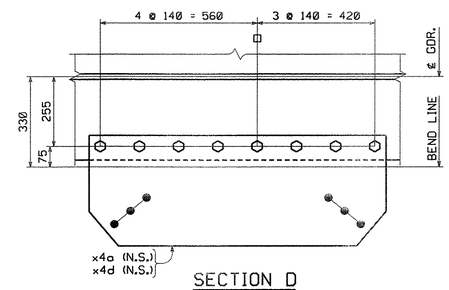

SECTION D

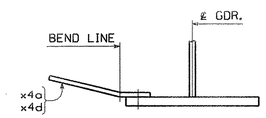

SECTION E

SHOP NOTE:

[8 @ 3½]
- INDICATES LENGTH OF ⅞"ø H.S. BOLTS
- INDICATES NUMBER OF ⅞"ø H.S. BOLTS

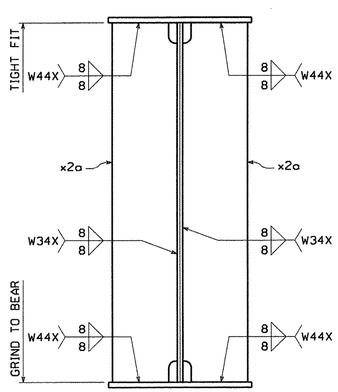

SECTION A

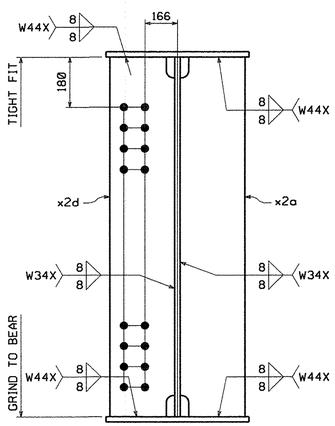

SECTION B

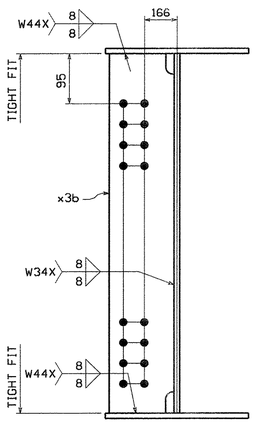

SECTION C

TVGA CONSULTANTS

☐ NO EXCEPTIONS TAKEN ☐ REJECTED
☒ FURNISH AS CORRECTED
☐ REVISE AND RESUBMIT

ENGINEER has reviewed Shop Drawings and Samples and other data which Contractor is required to submit, only for conformance with the information given in the Contract Documents and compatibility with the design concept of the completed Project as a functioning whole as indicated in the Contract Documents. Such reviews do not extend to means, methods, techniques, sequences or procedures of construction or to safety precautions and programs incident thereto. Contractor is responsible for dimensions to be confirmed and correlated at the job site; for information that pertains solely to the fabrication processes or to techniques of construction, and for coordination of the work of all trades.

BY: [signature]
DATE: 11/6/07

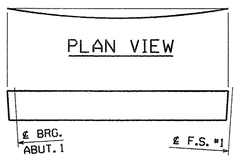

ORIENTATION DIAGRAM

NO.	REVISION	BY	CHK'D	DATE
△				
△				
△				

HOLES 15/16"ø
BOLTS AS NOTED
COATING SEE DWG. GN1
CODE(S) 30
SCALE N.T.S.

HIGH STEEL STRUCTURES INC.
An ISO 9001:2000 Certified Company
An Affiliate of High Industries Inc.
Lancaster Facility: 198 Old Philadelphia Pike, Lancaster, PA 17603-0008, Phone (717) 299-5211
Williamsport Facility: 3501 W. 4th Street, Williamsport, PA 17701, Phone (570) 326-9051
www.highsteel.com

GIRDER					G1A
VT ROUTE 279 OVER FURNACE BROOK					
VT ROUTE 279 STA. 8+542.000 TO STA. 8+685.000					
TOWN OF BENNINGTON VERMONT, BRIDGE B12					
STATE OF VERMONT					
AGENCY OF TRANSPORTATION					
	AC NH F019-1(53)	FED. AID PROJ. NO.			
GENERAL CONTRACTOR	J.A. McDONALD, INC.	HSSI PROJ. MGR	DEB KUPRES		
SHPMT 3	DRAWING MANAGER BRITIGAN (IH)	MADE BY MAF	CHK'D. BY MGK	DATE 11/21/07	
STATE VT	HSSI PROJECT NUMBER S-1070147	HSSI STRUCT. ID A	DRAWING NUMBER 1 OF 34		

PLOTTED: 11/30/2007 12:25:36 PM BY: MKredel SHIPMENT 01 PM&ENG: 50028012 PRD: 50028018 SHIPKEPRECT.: 50028018

1070147A X1 12/3/07 12/3/07Approval TO:J.A. McDonald, Inc.