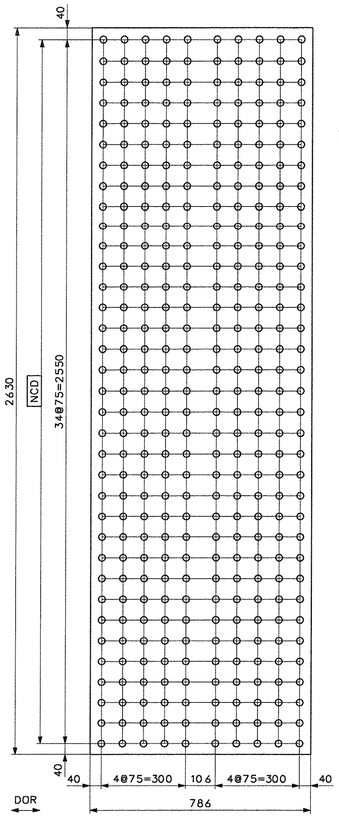

WEB SPLICE PLATE – MK. x1a

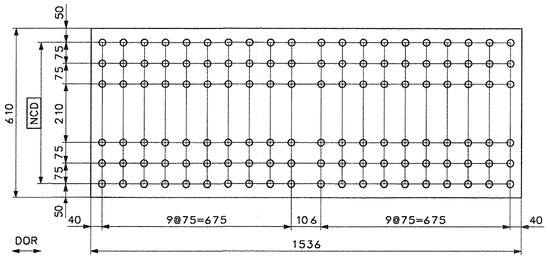

FLANGE SPLICE PLATE – MK. x1b

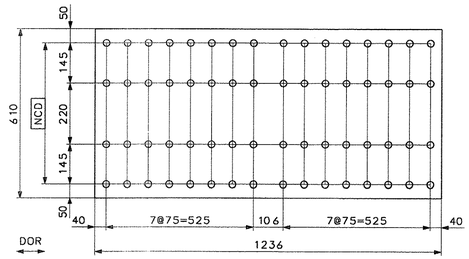

FLANGE SPLICE PLATE – MK. x1c

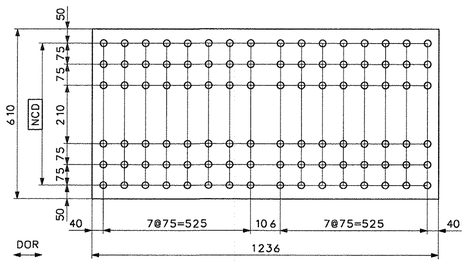

FLANGE SPLICE PLATE – MK. x1d

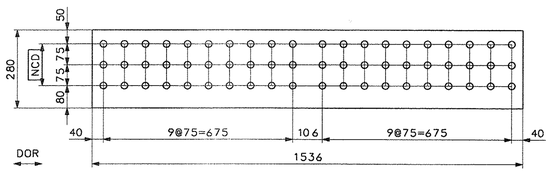

FLANGE SPLICE PLATE – MK. x1f

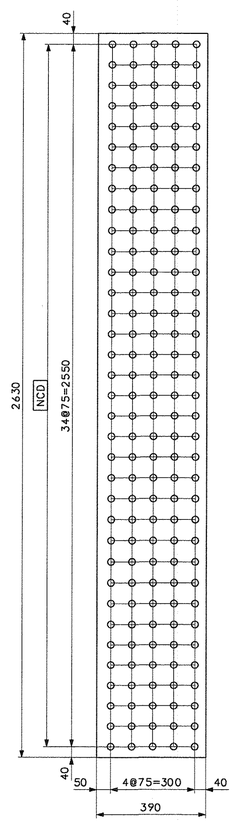

WEB FILL PLATE – MK. x1k

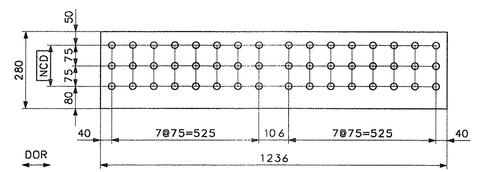

FLANGE SPLICE PLATE – MK. x1g

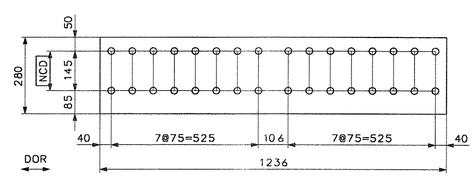

FLANGE SPLICE PLATE – MK. x1h

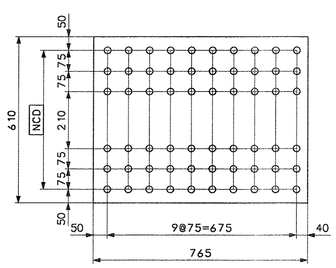

FLANGE FILL PLATE – MK. x1m

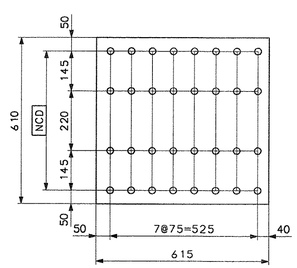

FLANGE FILL PLATE – MK. x1n

BILL OF MATERIAL

QTY	MARK	COMM.	DESCRIPTION	LENGTH	SPEC	GRADE	TEST	REMARKS	ITEM	GROSS WEIGHT EA.	DEDUCTED WEIGHT EA.	NET WEIGHT EA.
48	x1a	PL	15.9 x 2630	786	M270M	345W	T		06001	257.98	0.00	257.98
24	x1b	PL	20.6 x 610	1536	M270M	345W	T		06002	151.50	0.00	151.50
12	x1c	PL	20.6 x 610	1236	M270M	345W	T		06002	121.91	0.00	121.91
12	x1d	PL	20.6 x 610	1236	M270M	345W	T		06002	121.91	0.00	121.91
48	x1f	PL	20.6 x 280	1536	M270M	345W	T		06003	69.54	0.00	69.54
24	x1g	PL	20.6 x 280	1236	M270M	345W	T		06003	55.96	0.00	55.96
24	x1h	PL	20.6 x 280	1236	M270M	345W	T		06003	55.96	0.00	55.96
24	x1k	SHT	16GA. x 390	2630	A606 Type 4			FILL	06004	16.10	0.00	16.10
24	x1m	PL	15.9 x 610	765	M270M	345W		FILL	06005	58.24	0.00	58.24
12	x1n	PL	12.7 x 610	615	M270M	345W		FILL	06006	37.40	0.00	37.40

TVGA CONSULTANTS

☒ NO EXCEPTIONS TAKEN ☐ REJECTED
☐ FURNISH AS CORRECTED
☐ REVISE AND RESUBMIT

ENGINEER has reviewed Shop Drawings and Samples and other data which Contractor is required to submit, only for conformance with the information given in the Contract Documents and compatibility with the design concept of the completed Project as a functioning whole as indicated in the Contract Documents. Such reviews do not extend to means, methods, techniques, sequences or procedures of construction or to safety precautions and programs incident thereto. Contractor is responsible for dimensions to be confirmed and correlated at the job site; for information that pertains solely to the fabrication processes or to techniques of construction; and for coordination of the work of all trades.

BY: [signature]
DATE: 12/3/08

NOTE:

FOR GENERAL SHOP NOTES, SEE DRAWING GN1.

NO.	REVISION	BY	CHK'D	DATE
△				
△				
△				

HOLES 15/16" Ø
BOLTS NONE
COATING NONE
CODE(S) 30
SCALE N.T.S.

HIGH STEEL STRUCTURES INC.
An AISC Certified Company
An ISO 9001:2000 Certified Company
1915 Old Philadelphia Pike
Lancaster, PA 17602-0008
Phone (717) 299-5211
www.highsteel.com
An Affiliate of High Industries Inc.

GIRDER JOB STANDARDS
VT ROUTE 279 OVER FURNACE BROOK
VT ROUTE 279 STA. 8+542.000 TO STA. 8+685.000
TOWN OF BENNINGTON VERMONT, BRIDGE B12
STATE OF VERMONT
AGENCY OF TRANSPORTATION

STATE CONT. OR REF. NO.: AC NH F019-1(53) | FED. AID PROJ. NO.:
GENERAL CONTRACTOR: J.A. McDONALD, INC. | HSSI PROJ. MGR: DEB KUPRES

SHIPMT	3	DRAWING MANAGER	BRITIGAN (IH)	MADE BY	ERS	CHK'D. BY	CS	DATE	11-14-07
STATE	VT	HSSI PROJECT NUMBER	S-1070147	HSSI STRUCT. ID	A	DRAWING NUMBER	X1 OF X8		

SHIPMENT 1 PMKENG: 5002817 PRD: 5002818 SHIPGERECT: 5002819
PLOTTED: 11/30/07 12:48:52 BY: MKreidel