Metric

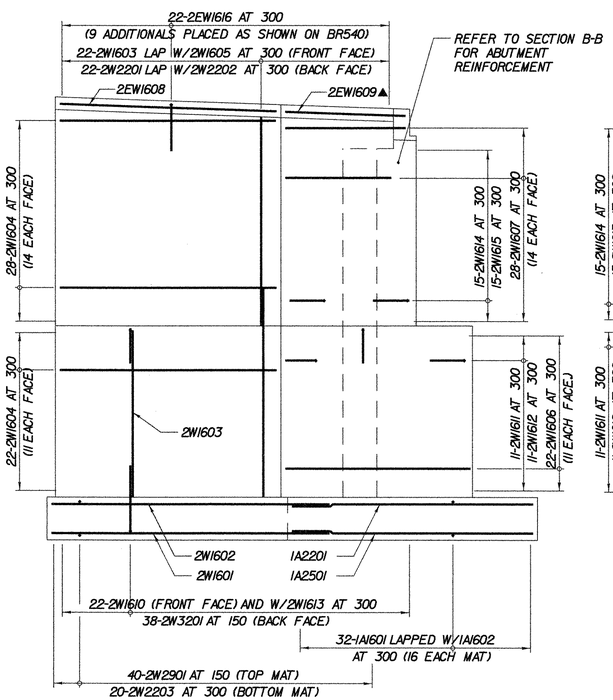

WINGWALL NO. 2 ELEVATION
SCALE 1:50

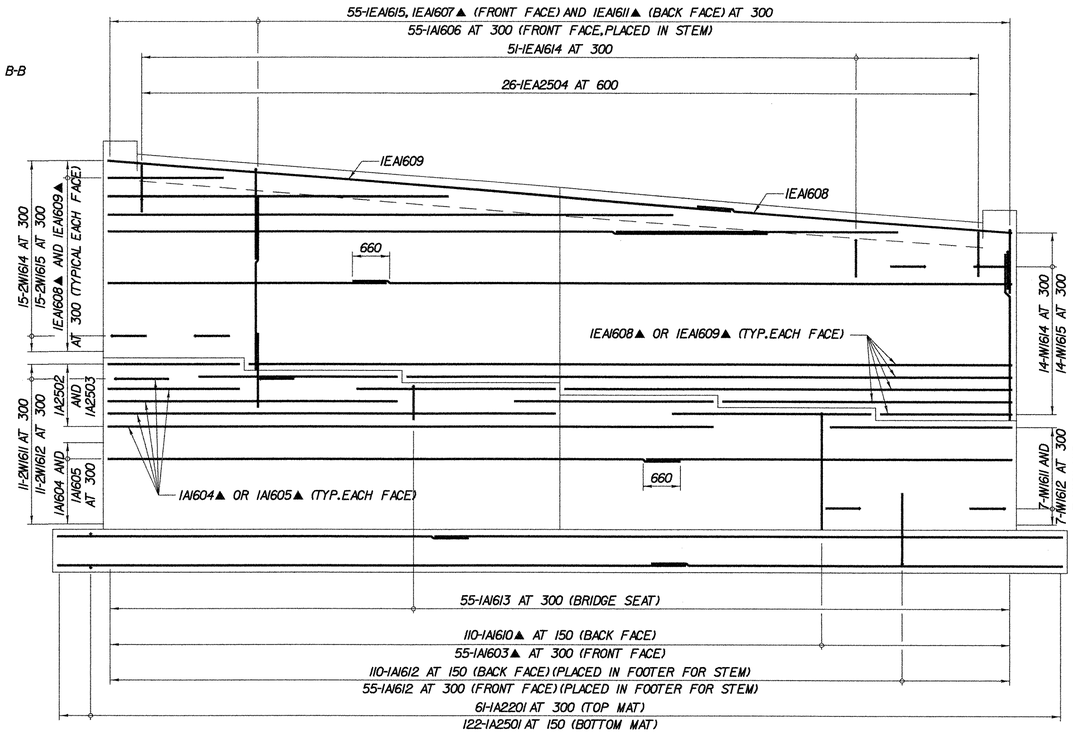

ELEVATION
SCALE 1:50

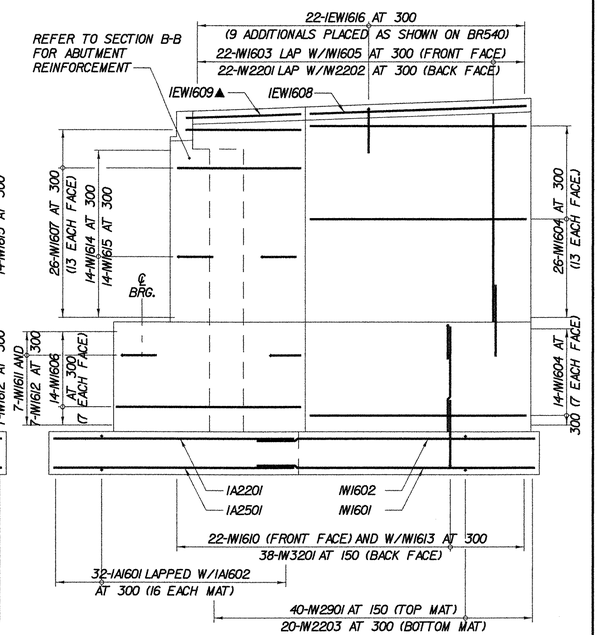

WINGWALL NO. 1 ELEVATION
SCALE 1:50

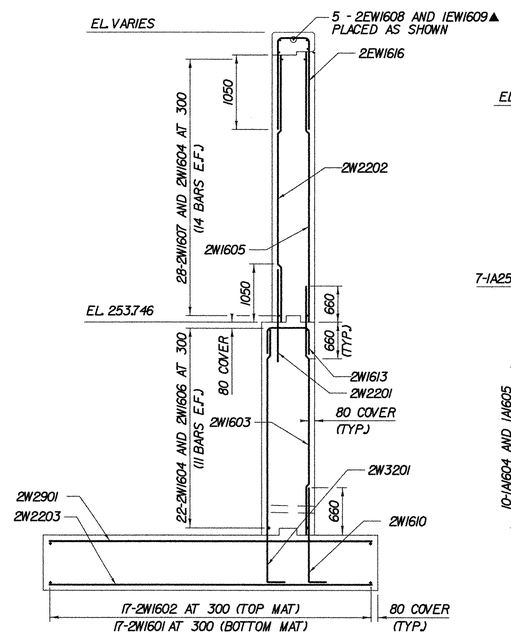

SECTION A-A
(WINGWALL 2)
SCALE 1:40

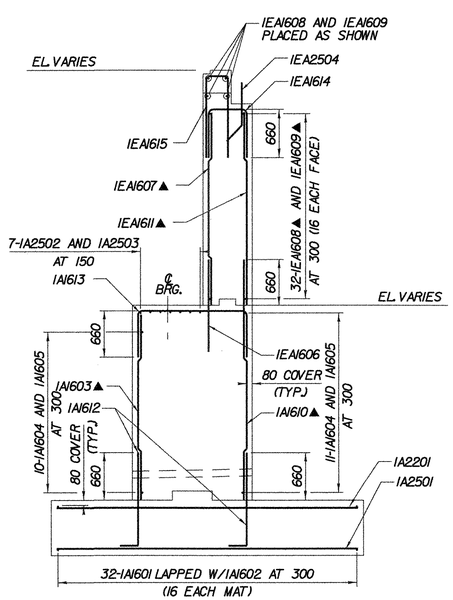

SECTION B-B
(ABUTMENT 1)
SCALE 1:40

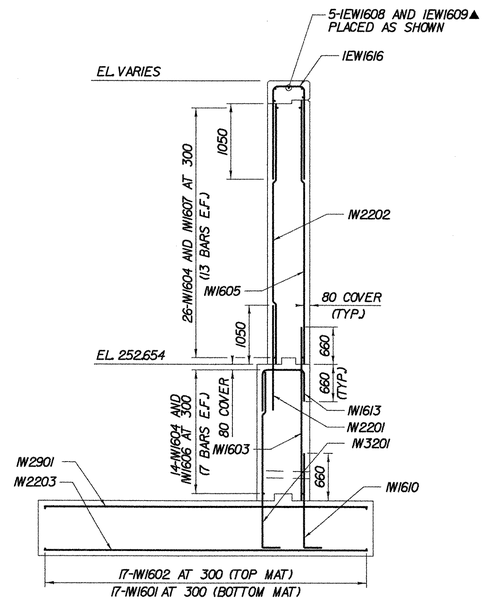

SECTION C-C
(WINGWALL 1)
SCALE 1:40

0 0.8 1.6 2.4 3.2 4.0m
SCALE 1:40

0 1.0 2.0 3.0 4.0 5.0m
SCALE 1:50

LEGEND:
E.F. EACH FACE
▲ CUT TO FIT IN FIELD

TVGA CONSULTANTS

STATE OF VERMONT
AGENCY OF TRANSPORTATION

Town Of BENNINGTON	Bridge No. BI2
Highway No. VT RTE 279	Log Sta. / Surv. Sta.
VT ROUTE 279 OVER FURNACE BROOK	
ABUTMENT 1 REINFORCEMENT DETAILS	
Designed By M.D. BOWER	Drawn By D.S. URBINO
Checked By B.J. CARLSON Date 04/07	Bridge Design Supervisor K.M. WOJTKOWSKI Date 04/07
PROJECT BENNINGTON	PROJECT NO. AC NH F019-1(53)
TVGA CAD Drawing No. FBAbutIRebar2.dgn	Date 04/16/2007
Bridge Sheet No. BR532	Sheet 224 of 577