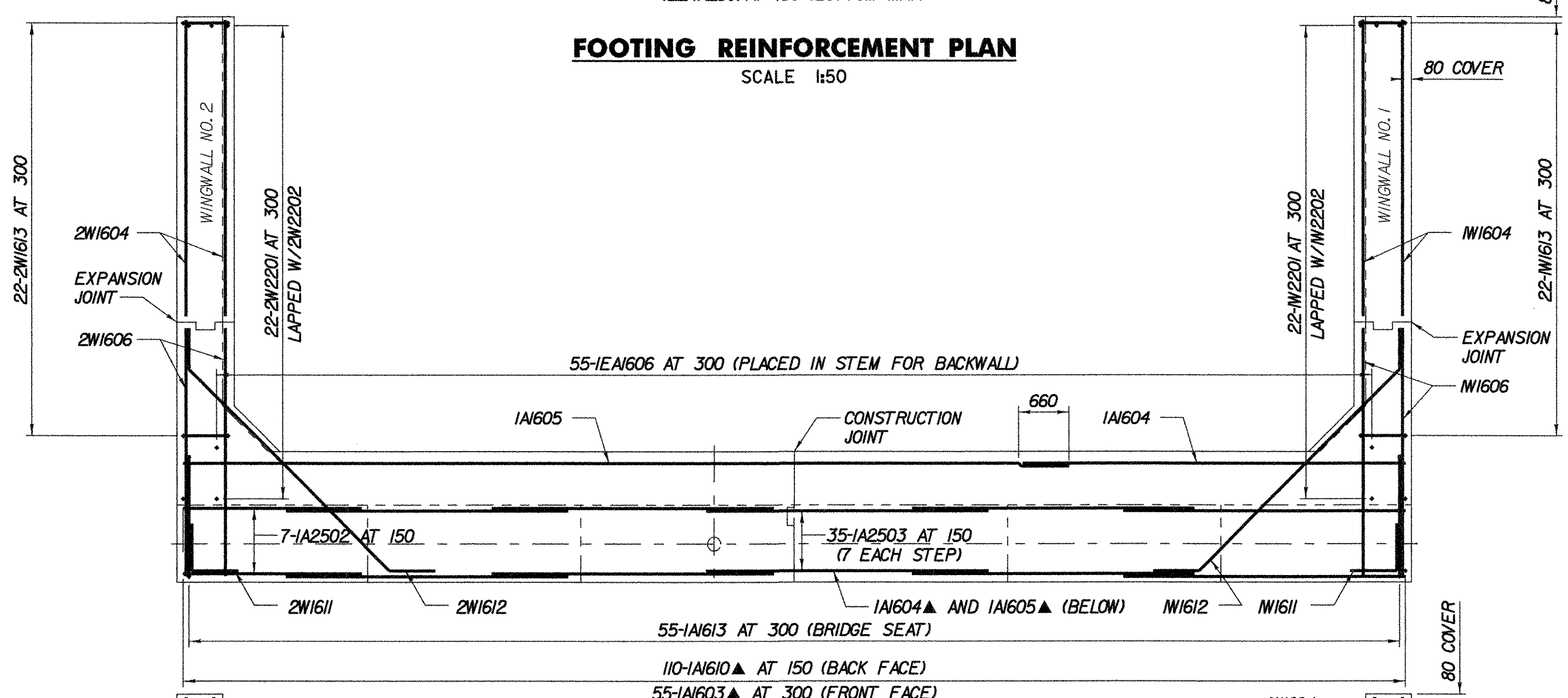
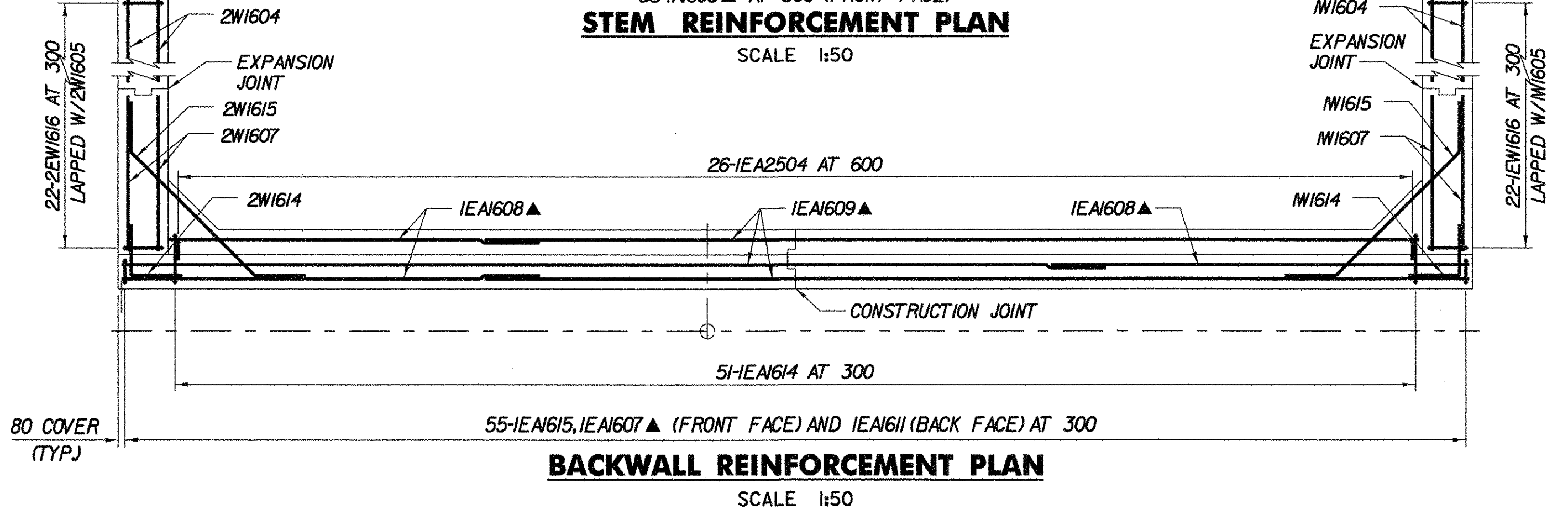


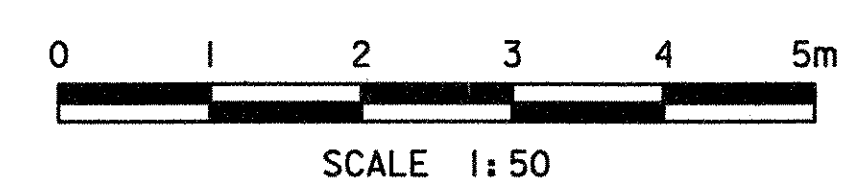
FOOTING REINFORCEMENT PLAN
SCALE 1:50



STEM REINFORCEMENT PLAN
SCALE 1:50



BACKWALL REINFORCEMENT PLAN
SCALE 1:50



LEGEND:
E.F. EACH FACE
▲ CUT TO FIT IN FIELD



STATE OF VERMONT AGENCY OF TRANSPORTATION			
Town Of	BENNINGTON	Bridge No.	B12
Highway No.	VT RTE 279	Log Sta.	
		Surv. Sta.	
VT ROUTE 279 OVER FURNACE BROOK			
ABUTMENT 1 REINFORCEMENT PLANS			
Designed By	M.D. BOWER	Drawn By	D.S. URBINO
Checked By	B.J. CARLSON	Date	04/07
		Bridge Design Supervisor	K.M. WOJTKOWSKI Date 04/07
PROJECT	BENNINGTON	PROJECT NO.	AC NH F019-(153)
TVGA CAD Drawing No.	FBAbut1Rebar.dgn	Date	04/16/2007
Bridge Sheet No.	BR531	Sheet	223 of 577