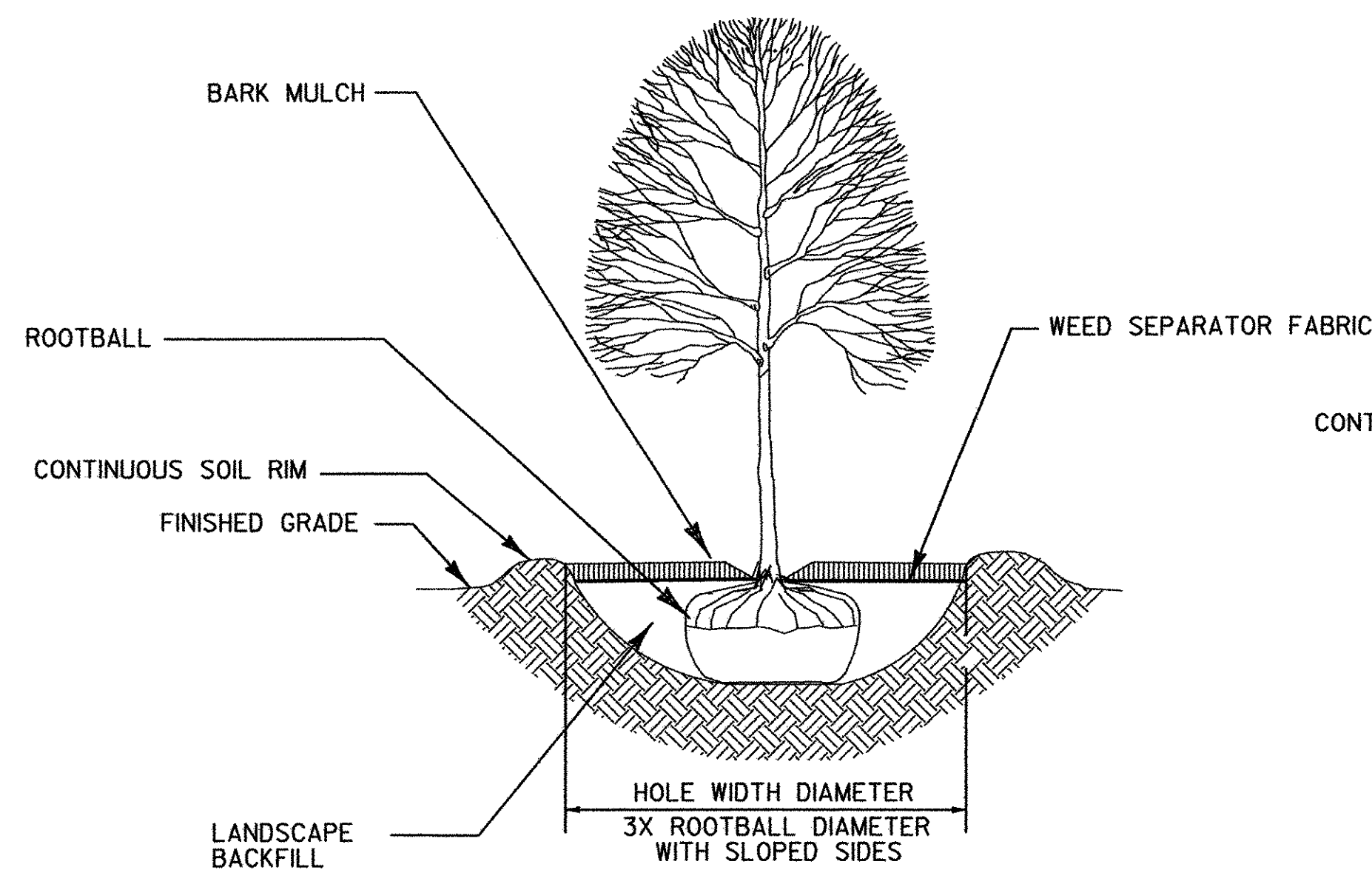


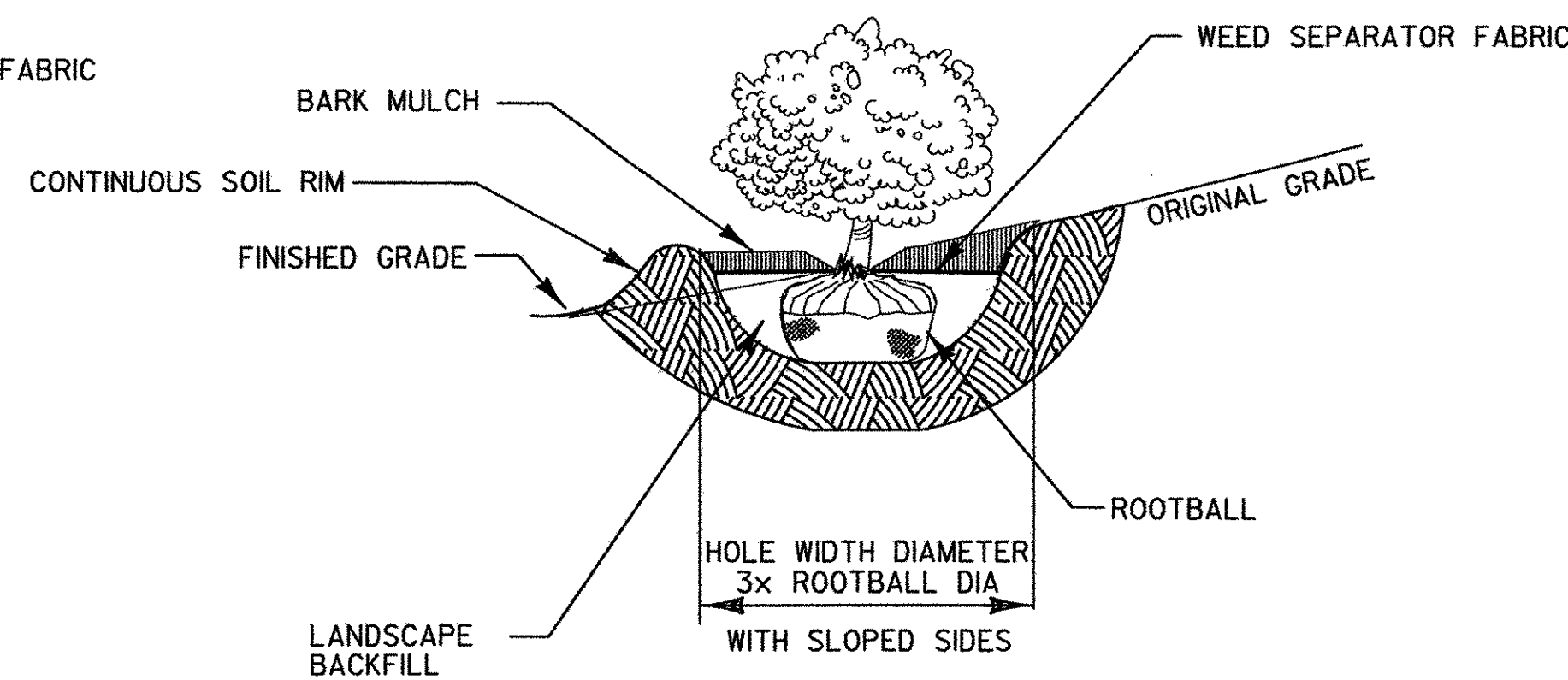
CONSTRUCTION NOTES

1. THE CONTRACTOR SHALL MINIMIZE DISTURBANCE TO ALL EXISTING TREES, SHRUBS, WETLAND, TURF AND OTHER VEGETATED AREAS WITHIN THE CONSTRUCTION EASEMENT DURING THE PROJECT CONSTRUCTION PERIOD.
2. LIMITS OF ALL LANDSCAPE CONSTRUCTION ACTIVITIES SHALL NOT ENCRoACH WITHIN 10 FEET OF ANY EXISTING TREE LINE UNLESS OTHERWISE DIRECTED BY THE RESIDENT ENGINEER.
3. ALL DISTURBED AREAS SHALL BE SEEDED AND MULCHED AS SPECIFIED, WITHIN 2 WEEKS OF FINAL GRADING UNLESS OTHERWISE DIRECTED BY THE RESIDENT ENGINEER.
4. ALL PLANTING LOCATIONS SHALL BE STAKED OUT PRIOR TO PLANTING. THE RESIDENT ENGINEER IN CONSULTATION WITH VAOT'S NATURALIST MAY ADJUST THE STAKES, AS NEEDED PRIOR TO INSTALLATION. THE CONTRACTOR SHALL BE RESPONSIBLE FOR MAINTAINING THE STAKES DURING CONSTRUCTION.
5. ALL LANDSCAPE CONSTRUCTION ACTIVITIES SHALL BE CONFINED TO WITHIN THE LIMITS OF DISTURBANCE AS IDENTIFIED ON THE PLANS OR AS OTHERWISE DIRECTED BY THE RESIDENT ENGINEER. THE CONTRACTOR SHALL NOT PLACE EQUIPMENT OR PERFORM WORK ON ADJACENT PROPERTIES WITHOUT WRITTEN PERMISSION FROM THE LANDOWNER AND RESIDENT ENGINEER.
6. THE CONTRACTOR SHALL VERIFY ALL PLANTING LOCATIONS AND QUANTITIES WITH THE RESIDENT ENGINEER PRIOR TO THE PLANTING. ADJUSTMENTS TO THE PLANTING DESIGN AND LAYOUT MAY BE REQUIRED BASED UPON ACTUAL FIELD CONDITIONS. QUANTITIES SHOWN ARE ESTIMATES ONLY AND ARE SUBJECT TO CHANGE.
7. THE CONTRACTOR SHALL PRESERVE AND PROTECT ALL EXISTING VEGETATION OUTSIDE THE LIMITS OF THE CONSTRUCTION EASEMENTS USING BARRIER FENCE AS DIRECTED BY THE RESIDENT ENGINEER. NO STORAGE OF HEAVY EQUIPMENT OR MATERIAL IS ALLOWED BEYOND THE LIMITS OF CONSTRUCTION.



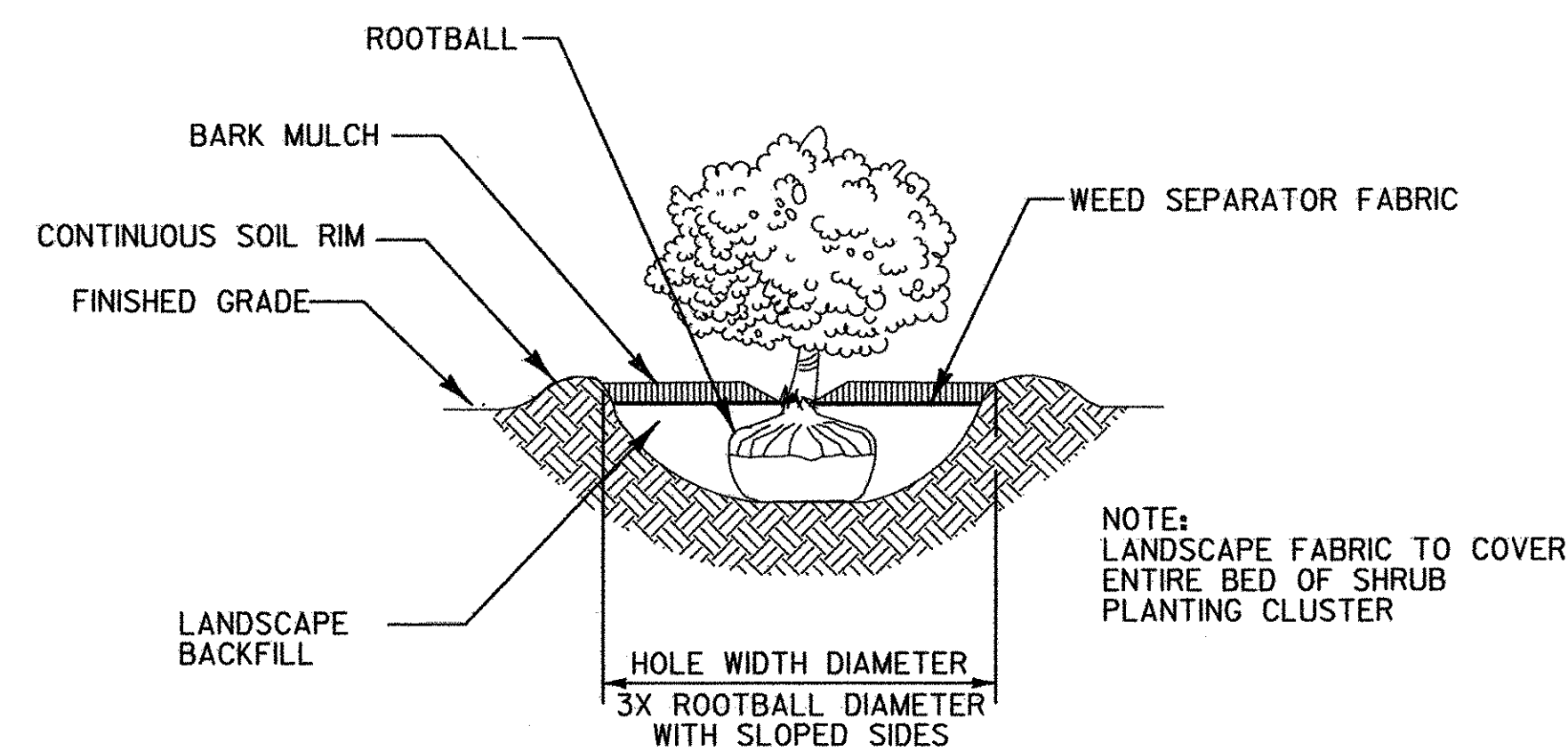
DECIDUOUS TREE PLANTING DETAIL

NOT TO SCALE



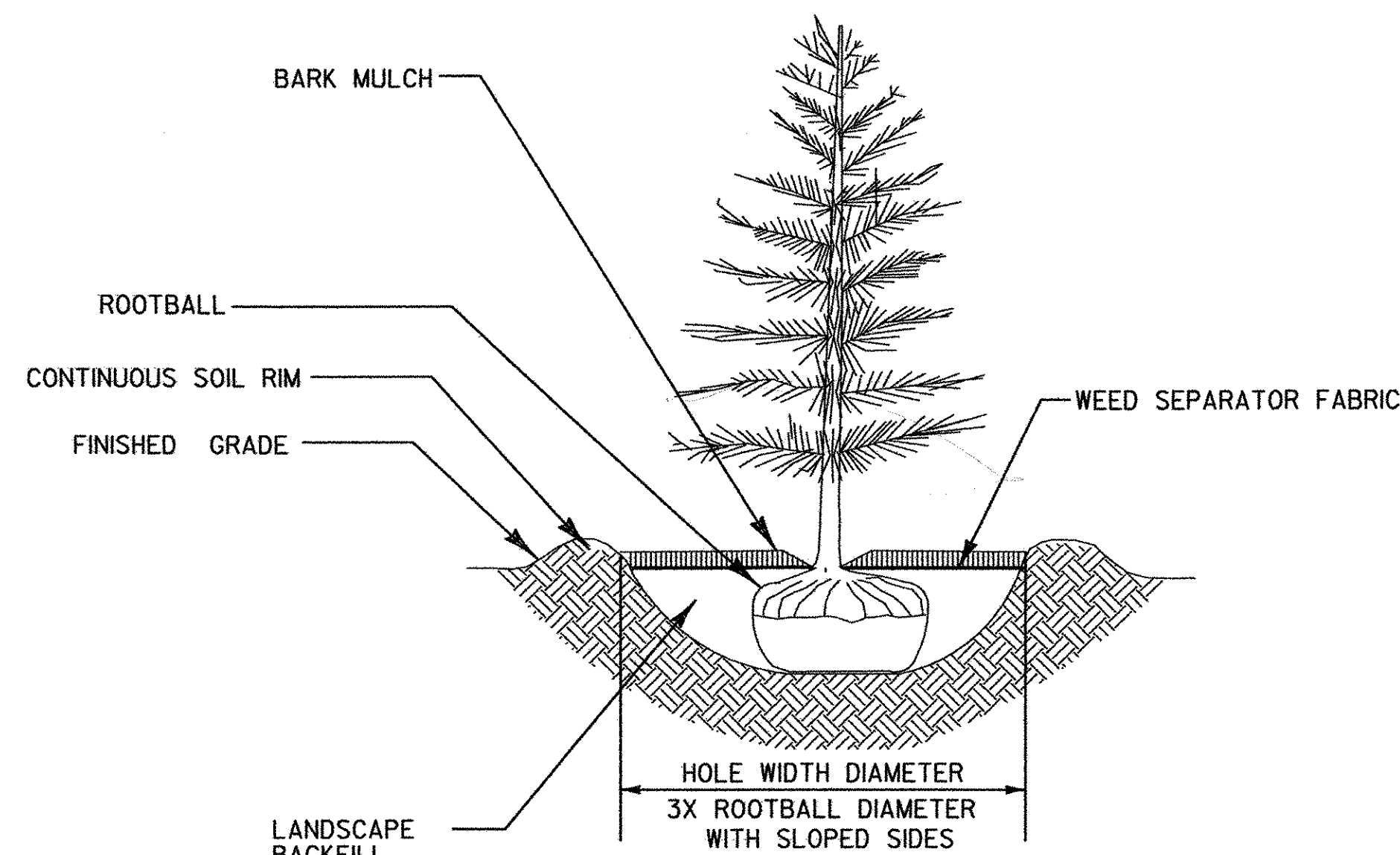
SHRUB PLANTING ON SLOPES DETAIL

NOT TO SCALE



SHRUB PLANTING DETAIL

NOT TO SCALE



EVERGREEN TREE PLANTING DETAIL

NOT TO SCALE

NOTE:
ANTIDESICANT SPRAY IS TO BE APPLIED TO ALL EVERGREENS AS PER MANUFACTURERS SPECIFICATIONS, UNLESS DIRECTED OTHERWISE BY THE RESIDENT ENGINEER.

GENERAL NOTES FOR PLANTING

1. MYCORRHIZA: SHALL BE APPLIED TO ALL TREE AND SHRUB PLANTINGS PER MANUFACTURERS INSTRUCTION USE "MYCOR TREE SAVER" BY PLANT HEALTH CARE, INC. 1-800-421-9051 OR APPROVED EQUAL
2. SETTING PLANTS: PLACE ROOTBALL ON TOP OF STABLE SOIL SO THAT THE TRUNK FLARE/ROOTBALL IS 25 TO 50 HIGHER THAN FINISHED GRADE, AVOID PLANTING TOO DEEP, REMOVE TWINE AND BURLAP FROM TOP HALF OF ROOTBALL, IF SYNTHETIC, REMOVE WRAP OR CONTAINER, REMOVE THE TOP HALF OF WIRE BASKET.
3. CONTINUOUS SOIL RING: FORM A 75mm HIGH CONTINUOUS SOIL RIM AROUND TREES AND SHRUBS, THE DIAMETER OF THE RIM SHALL BE 3 TIMES THE DIAMETER OF THE ROOTBALL.
4. TREES: ALL TREES SHALL BE GROWN AS TREE FORMS AND TRAINED IN THE NURSERY TO A SINGLE STRAIGHT TRUNK.
5. PLANT LOCATIONS: TREES AND SHRUBS MAY BE ADJUSTED AT THE TIME OF THEIR PLANTING FOR OPTIMUM LOCATION AS DIRECTED BY THE RESIDENT ENGINEER.
6. RODENT GUARDS (755.14) TO BE INSTALLED ON ALL TREES WITHIN THE AREA OF STONE PAD REMOVAL AND WETLAND AND STREAM RESTORATION AT THE FURNACE BROOK CROSSING (STA. 8+580 TO STA. 8+650). ANTICIPATED QUANTITY IS 25 RODENT GUARDS.

NOTE
THIS SHEET TO BE USED FOR LANDSCAPING INFORMATION ONLY.

VERMONT AGENCY OF TRANSPORTATION



PROJECT NAME: BENNINGTON - NORTH
 PROJECT NUMBER: BENNINGTON AC NH 019-1(53)
 FILE NAME: ...\\Bennington\C3detalis.dgn PLOT DATE: 05/18/2007
 DESIGN SUPERVISOR: J. BENSON DRAWN BY: E. SMALL
 DESIGNED BY: J. STEELE/C. BRODIE CHECKED BY: J. STEELE
LANDSCAPE PLAN L-2 SHEET 186 OF 577