


# ADDITIONAL NEW SIGNS ON EAST ROAD

STA ER 1+293 LT




S5-2		600mm x 750mm (24" x 30")	0.45 M <sup>2</sup>
------	---	------------------------------	---------------------

TYPE A SIGNS

FLANGED CHANNEL POSTS  
4.5 Kg/m



1 @ 4.0m

STA ER 1+293 RT

S4-3		200 x 600 (8" x 24")	0.12 M <sup>2</sup>
R2-1		600 x 750 (24" x 30")	0.45 M <sup>2</sup>
S4-1		300 x 600 (12" x 24")	0.18 M <sup>2</sup>

1 @ 4.3m

STA ER 1+340 RT

S1-1		900 x 900 (36" x 36")	0.31 M <sup>2</sup>
W16-90		300 x 600 (12" x 24")	0.18 M <sup>2</sup>

1 @ 4.3m

TOTAL PPI'S 2.19 M<sup>2</sup>

Computed by PWK

Date 11-12-09

Checked by (Signature)

Date 11.13.09