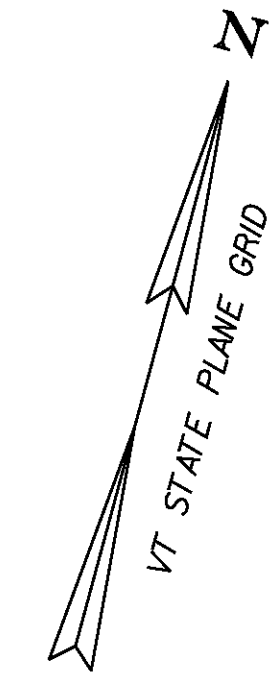
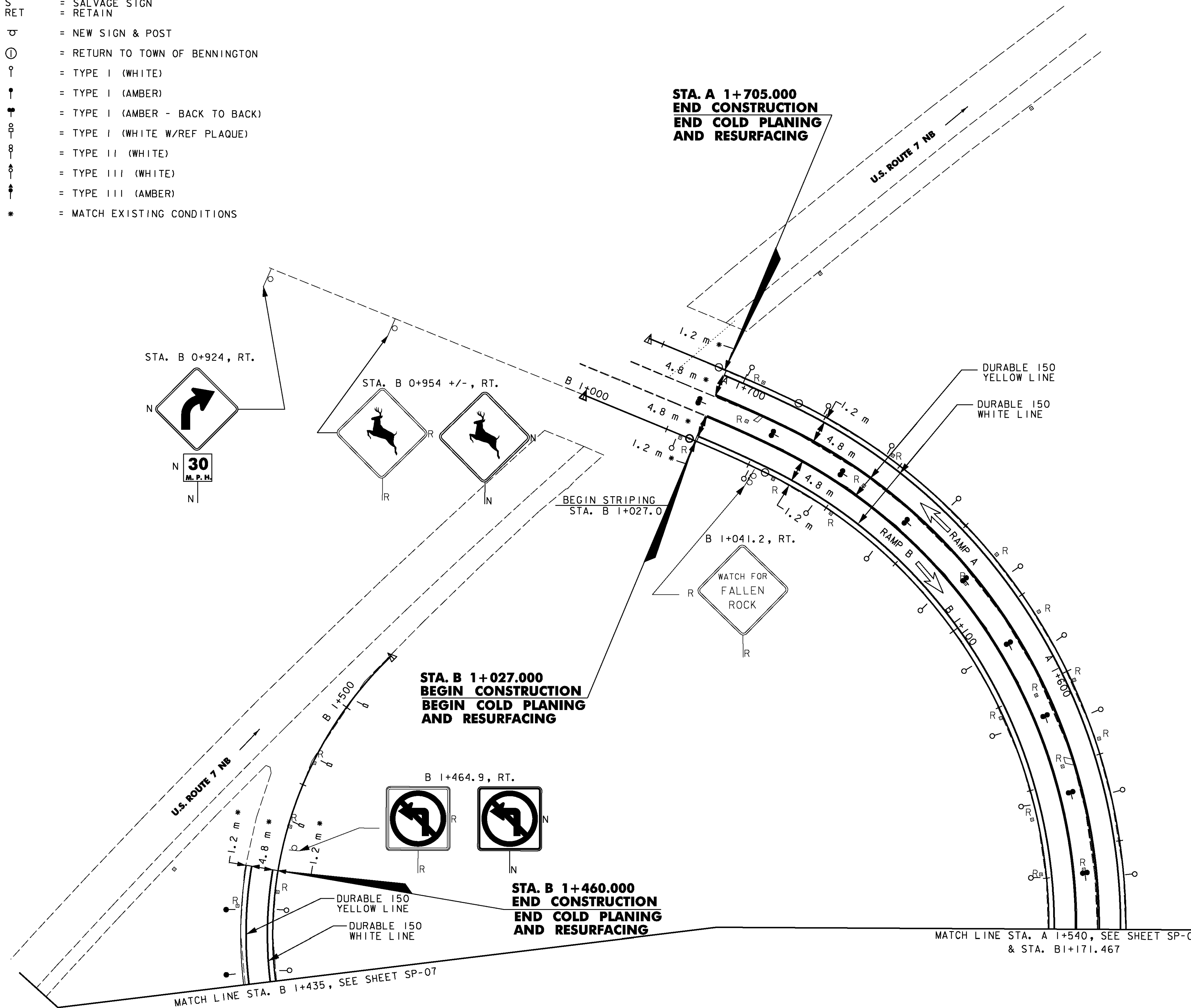


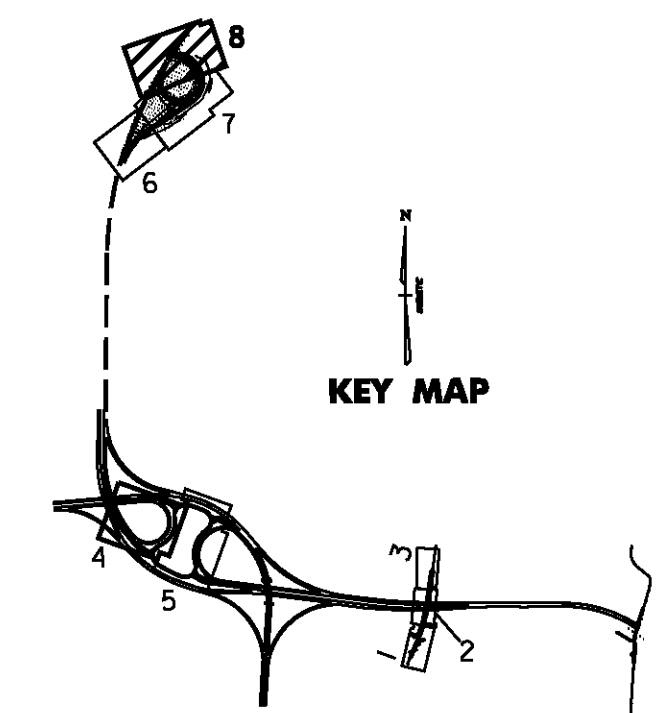
SIGN & DELINEATOR LEGEND

- N = NEW
- R = REMOVE
- R&S = REMOVE & SALVAGE
- S = SALVAGE SIGN
- RET = RETAIN
- ⊕ = NEW SIGN & POST
- ⊙ = RETURN TO TOWN OF BENNINGTON
- ⊙ = TYPE I (WHITE)
- ⊙ = TYPE I (AMBER)
- ⊙ = TYPE I (AMBER - BACK TO BACK)
- ⊙ = TYPE I (WHITE W/REF PLAQUE)
- ⊙ = TYPE II (WHITE)
- ⊙ = TYPE III (WHITE)
- ⊙ = TYPE III (AMBER)
- * = MATCH EXISTING CONDITIONS



NOTES

- 1. FOR ALL PAVEMENT MARKING DETAILS, SEE VTrans STANDARDS E-191, E-192, & E-193.
- DURABLE 150 YELLOW LINE, THERMOPLASTIC**
 STA. A 1+540.0 TO STA. A 1+705.0, SOLID LT.
 STA. B 1+027.0 TO B 1+171.4, LT.
 STA. B 1+435.0 TO B 1+460.0, LT.
- DURABLE 150 WHITE LINE, THERMOPLASTIC**
 STA. A 1+540.0 TO STA. A 1+705.0, SOLID RT.
 STA. B 1+027.0 TO STA. B 1+171.4, SOLID RT.
 STA. B 1+435.0 TO STA. B 1+460.0, SOLID RT.
- REMOVAL OF EXISTING DELINEATORS**
 AS SHOWN - 22
- DELINEATORS WITH STEEL POSTS**
 AS SHOWN - 34
 SEE VTrans STD. E - 197
- REMOVING SIGNS**
 AS SHOWN - 3

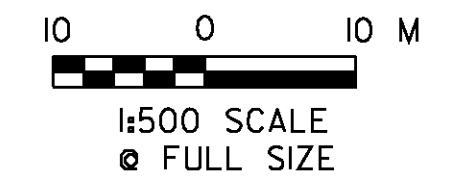


NOTE: ALL DIMENSIONS ARE IN MILLIMETERS (mm) EXCEPT WHERE NOTED.

VERMONT AGENCY OF TRANSPORTATION



PROJECT NAME: BENNINGTON
 PROJECT NUMBER: AC NH 019-(153)
 FILE NAME: ...\\zd307c3sgn_plans.prf PLOT DATE: 5/16/2011
 DESIGN SUPERVISOR: GREG EDWARDS DRAWN BY: STANTEC
 DESIGNED BY: MARC FOISY CHECKED BY: GARY SANTY
SIGNS, MARKINGS & DELINEATORS SP-08 SHEET 151 OF 577



V:\9533\active\95330002\transportation\drawing\contract_3\plot_files\zd307c3sgn_plans.prf