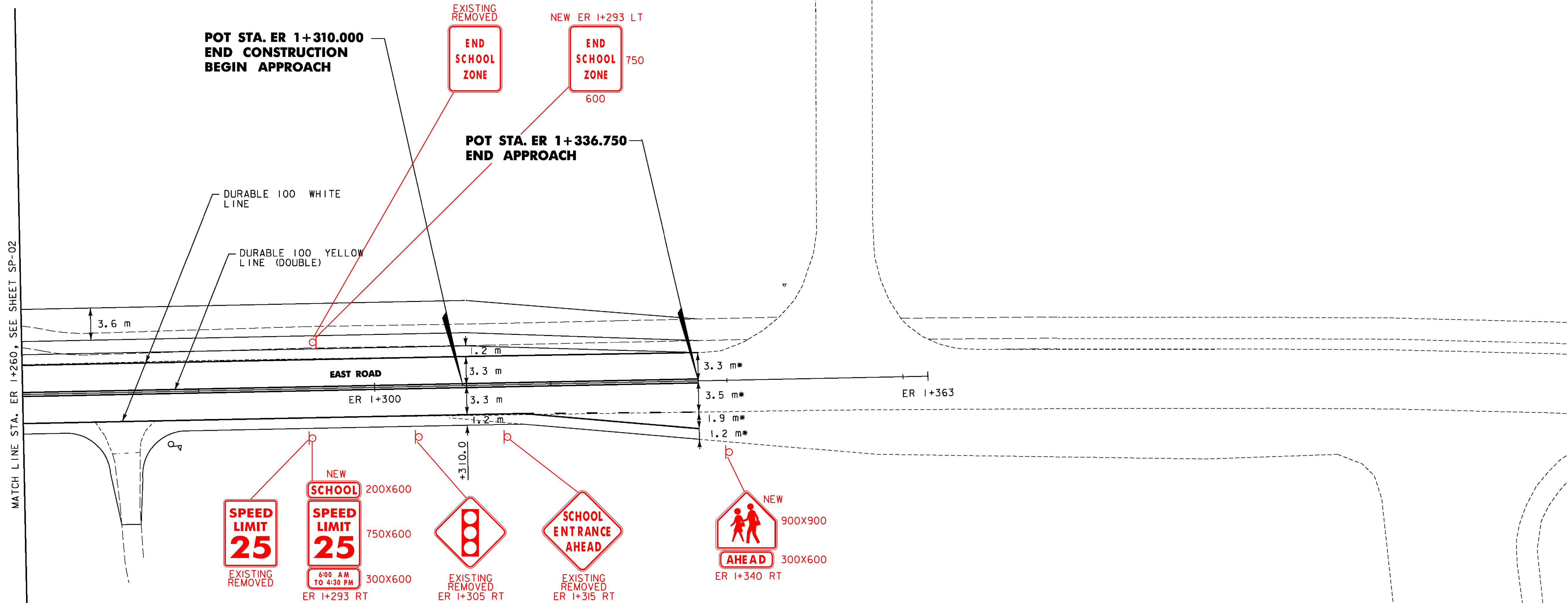



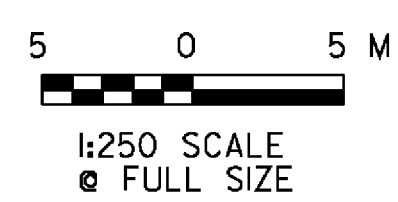
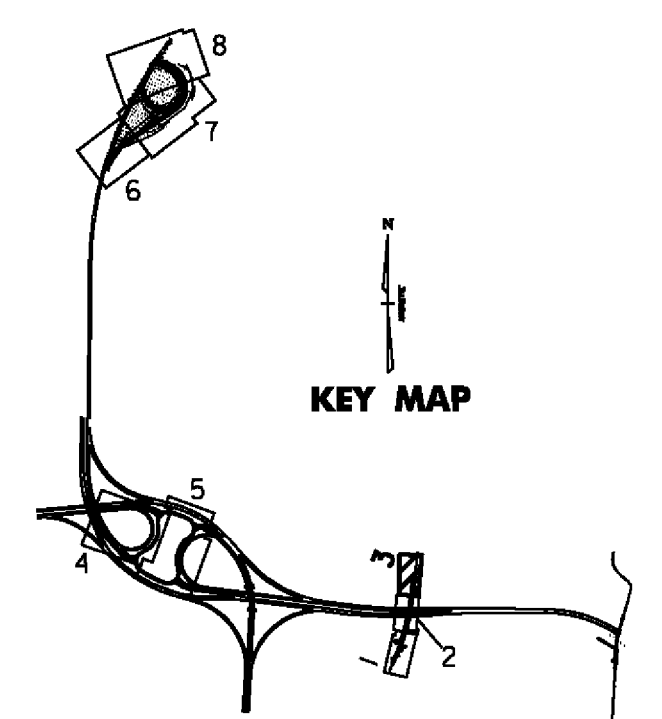
DURABLE 100 WHITE LINE, THERMOPLASTIC  
 STA. ER 1+260.0 TO ER 1+336.750, SOLID LT. & RT.  
 TEMPORARY 100 WHITE LINE, PAINT  
 STA. ER 1+260.0 TO ER 1+336.750, SOLID LT. & RT.  
 STA. ER 1+316.813 TO ER 1+336.750, DOTTED RT.

DURABLE 100 YELLOW LINE, THERMOPLASTIC  
 STA. ER 1+260.0 TO ER 1+336.750, SOLID LT. & RT.  
 TEMPORARY 100 YELLOW LINE, PAINT  
 STA. ER 1+260.0 TO ER 1+336.750, SOLID LT. & RT.



MATCH LINE STA. ER 1+260, SEE SHEET SP-02

- SIGN & DELINEATOR LEGEND**
- N = NEW
  - R = REMOVE
  - R&S = REMOVE & SALVAGE
  - S = SALVAGE SIGN
  - RET = RETAIN
  - ⊕ = NEW SIGN & POST
  - ⊙ = RETURN TO TOWN OF BENNINGTON
  - ⊙ = TYPE I (WHITE)
  - ⊙ = TYPE I (AMBER)
  - ⊙ = TYPE I (WHITE W/REF PLAQUE)
  - ⊙ = TYPE II
  - ⊙ = TYPE III (WHITE)
  - ⊙ = TYPE III (AMBER)
  - \* = MATCH EXISTING CONDITIONS



NOTE: ALL DIMENSIONS ARE IN MILLIMETERS (mm) EXCEPT WHERE NOTED.

<b>VERMONT AGENCY OF TRANSPORTATION</b>	
	PROJECT NAME: BENNINGTON PROJECT NUMBER: AC NH 019-1(53)
	FILE NAME: ...zd307c3sgn.plans.ptf DESIGN SUPERVISOR: GREG EDWARDS DESIGNED BY: MARC FOISY <b>SIGNS, MARKINGS &amp; DELINEATORS SP-03</b>
	PLOT DATE: 5/16/2011 DRAWN BY: STANTEC CHECKED BY: GARY SANTY SHEET 146 OF 577

v:\953\active\9530002\transportation\drawing\contract\3\p01\_files\zd307c3sgn\_plans.ptf