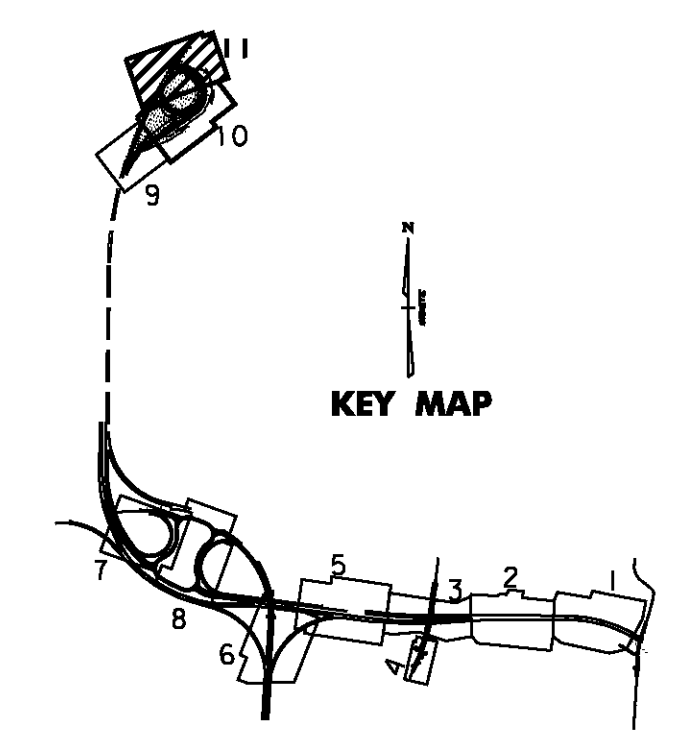
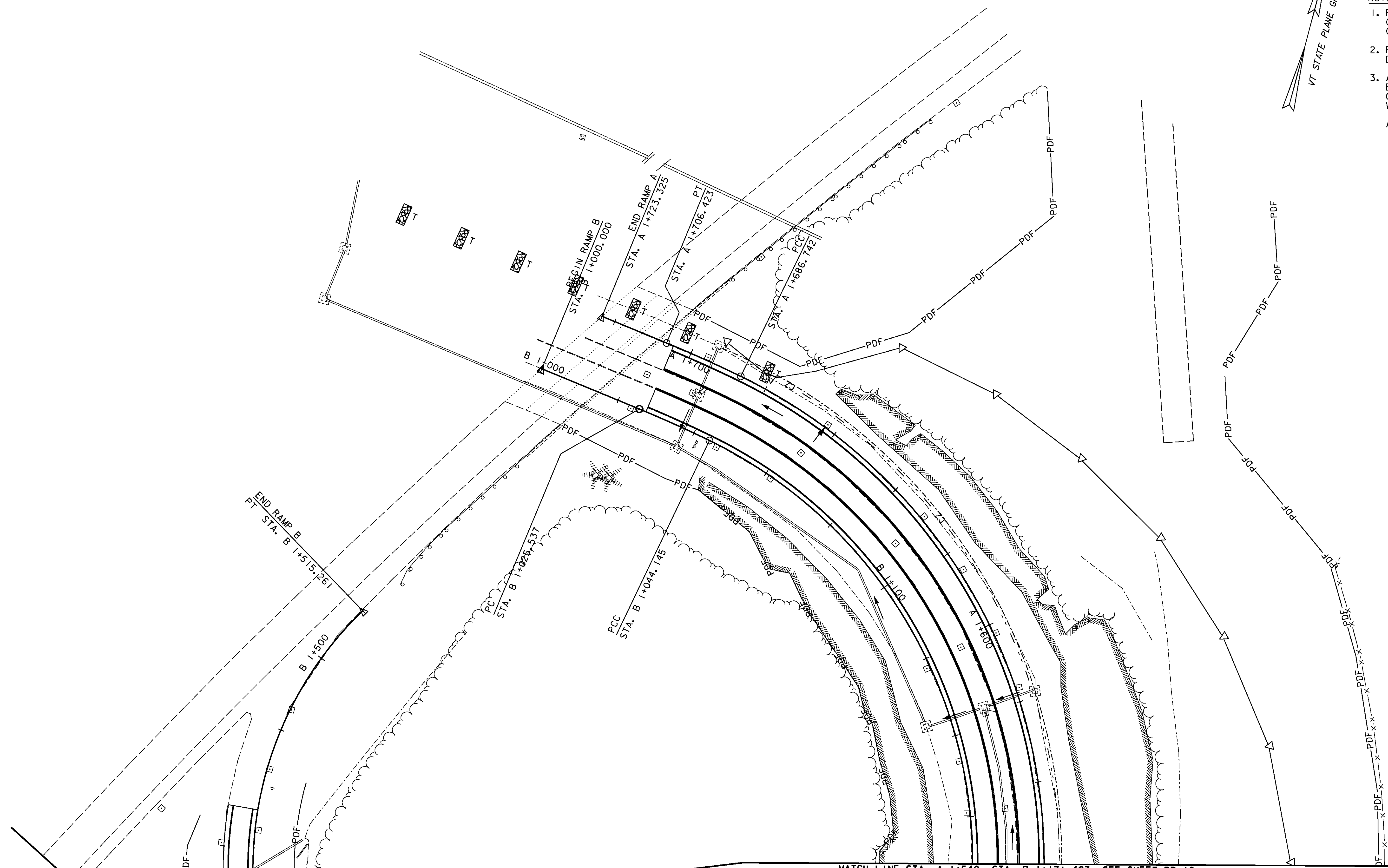
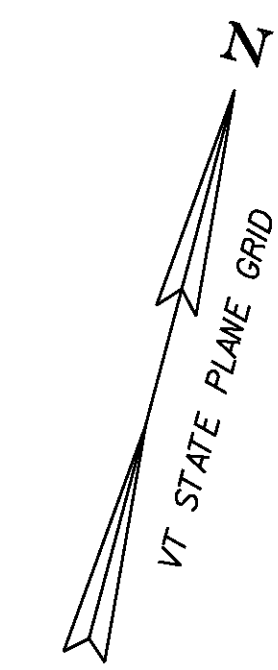
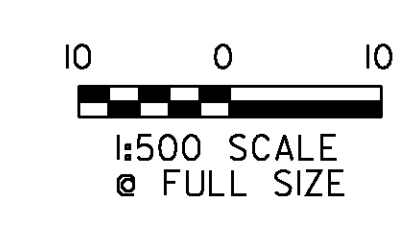


- NOTES:**
1. FOR DETAILS ON PROTECTING THE EXISTING CATCH BASINS DURING THE ROCK CUT OPERATIONS, SEE SHEET DD-3.
 2. FOR EROSION CONTROL GENERAL NOTES AND DETAILS, SEE SHEET EC-1.
 3. ALL DRAINAGE AND STORMWATER FEATURES TO BE RETAINED AND RESTORED TO ORIGINAL CONDITION OR BETTER AT COMPLETION OF WORK. THIS WORK WILL BE CONSIDERED INCIDENTAL TO THE CONTRACT IN ACCORDANCE WITH SUBSECTION 104.07.



MATCH LINE STA. A 1+540, STA. B 1+171.403, SEE SHEET DP-10

MATCH LINE STA. B 1+435, SEE SHEET DP-10



VERMONT AGENCY OF TRANSPORTATION	
	PROJECT NAME: BENNINGTON
	PROJECT NUMBER: AC NH 019-(153)
	FILE NAME: ...\\zd307c3drn_plans.pjf
	DESIGN SUPERVISOR: GREG EDWARDS
DESIGNED BY: MARC FOISY	PLOT DATE: 5/16/2011
DRAINAGE PLAN DP-11	CHECKED BY: GARY SANTY
	SHEET 102 OF 577

V:\953\active\9530002\transportation\drawing\contract_3\plot_files\zd307c3drn_plans.pjf