

MANUFACTURED TERMINAL SECTION (FLARED)  
STA. NB 8+823.7, LT.

STEEL BEAM GUARDRAIL  
STA. NB 8+780.0 - NB 8+823.7, LT.

BITUMINOUS CONCRETE CURB  
STA. NB 8+780.0 - NB 8+823.0, LT.

WOVEN WIRE FENCE WITH STEEL POSTS  
STA. NB 8+780.0 - NB 9+140.0, LT.  
STA. NB 8+780.0 - NB 9+140.0, RT.

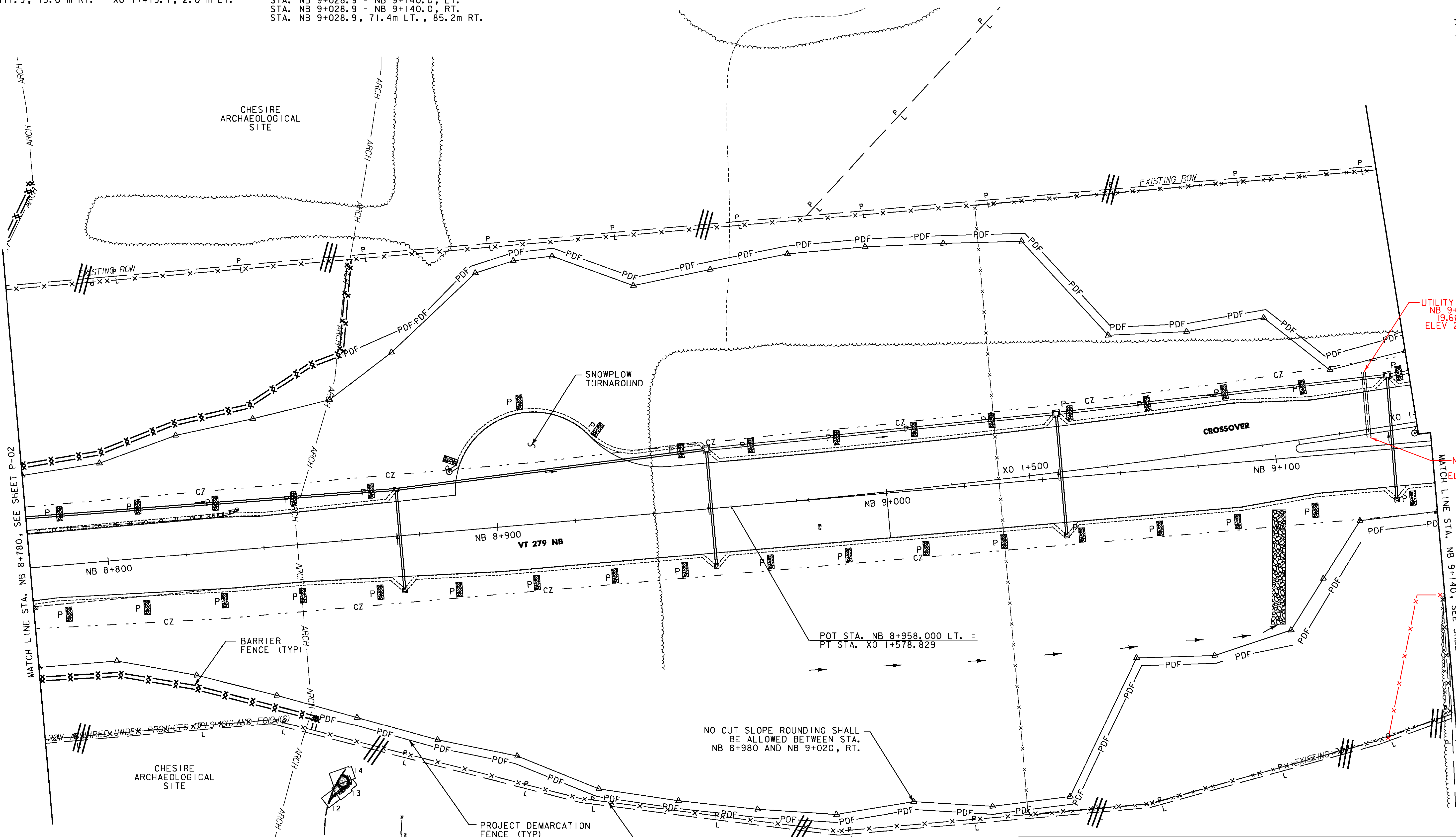
BARRIER FENCE  
STA. NB 8+780.0 - NB 8+789.6, LT.  
STA. NB 8+780.0 - NB 8+868.7, LT.  
STA. NB 8+780.0 - NB 8+850.5, RT.

PROJECT DEMARCATION FENCE  
STA. NB 8+864.5, LT - XO 1+400.0, RT  
STA. NB 8+850.2 - NB 9+140.0, RT



SLEEVES FOR UTILITIES, 200  
STA. XO 1+411.9, 15.0 m RT. - XO 1+413.1, 2.0 m LT.

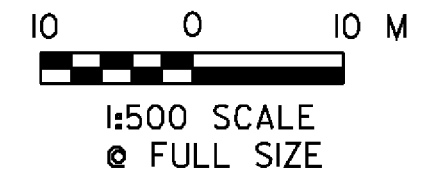
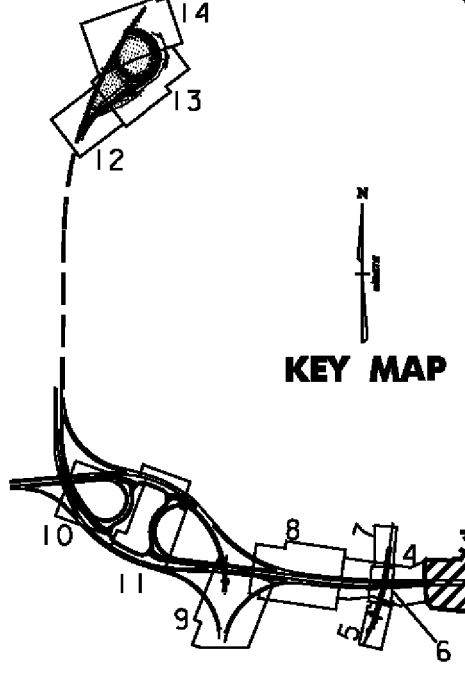
REMOVAL OF EXISTING FENCE  
STA. NB 9+028.9 - NB 9+140.0, LT.  
STA. NB 9+028.9 - NB 9+140.0, RT.  
STA. NB 9+028.9, 71.4m LT., 85.2m RT.



UTILITY SLEEVE  
NB 9+126.57  
19.66 LT  
ELEV 240.836

NB 9+126.53  
3.67 LT  
ELEV 240.375

NO CUT SLOPE ROUNDING SHALL  
BE ALLOWED BETWEEN STA.  
NB 8+980 AND NB 9+020, RT.



VERMONT AGENCY OF TRANSPORTATION



PROJECT NAME:	BENNINGTON	PLOT DATE:	5/16/2011
PROJECT NUMBER:	AC NH 019-1(53)	DRAWN BY:	STANTEC
FILE NAME:	...z307c3gen.plans.ptf	DESIGNED BY:	MARC FOISY
DESIGN SUPERVISOR:	GREG EDWARDS	CHECKED BY:	GARY SANTY
<b>GENERAL PLAN P-03</b>		SHEET 80 OF 577	

V:\1953\rective\1953\0002\transportation\drawing\contract\3\plot\_files\z307c3gen.plans.ptf