

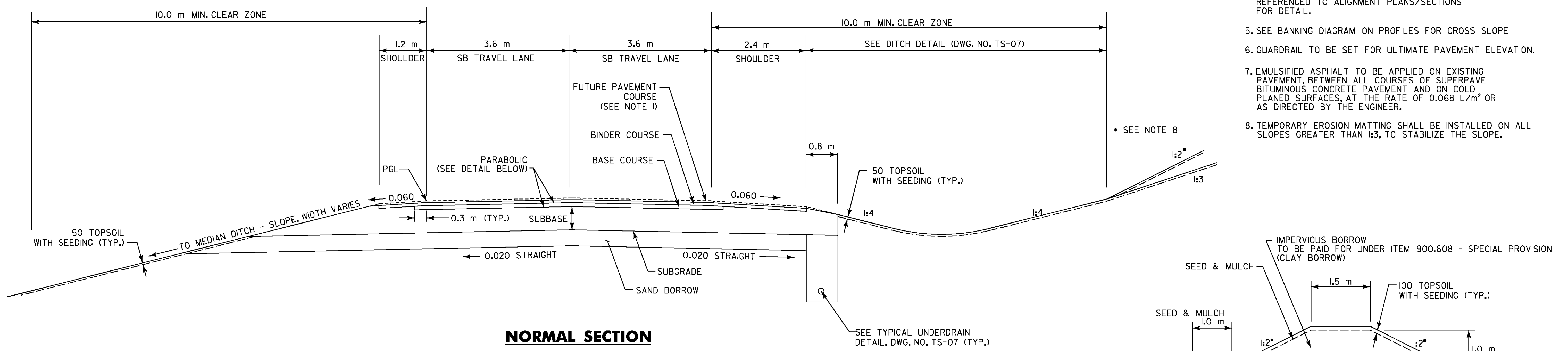
# TYPICAL SECTION - CROSSOVER (XO)

MATERIAL ITEM	THICKNESS	TOLERANCE
PAVEMENT (TOTAL DEPTH)	+/- 15	
SUBBASE (TOTAL DEPTH)	+/- 30	
SAND BORROW (TOTAL DEPTH)	+/- 30	

50	FUTURE PAVEMENT COURSE, SUPERPAVE BITUMINOUS CONCRETE PAVEMENT (TYPE IIIIS)	<b>NOT PART OF THIS CONTRACT</b>
80	BINDER COURSE, SUPERPAVE BITUMINOUS CONCRETE PAVEMENT (TYPE IIS) PG 64 - 28	
100	BASE COURSE, SUPERPAVE BITUMINOUS CONCRETE PAVEMENT (TYPE IS) PG 64 - 28	
600	SUBBASE OF DENSE GRADED CRUSHED STONE	
400	SAND BORROW	
<b>SHOULDERS:</b>		
50	FUTURE PAVEMENT COURSE, SUPERPAVE BITUMINOUS CONCRETE PAVEMENT (TYPE IIIIS)	<b>NOT PART OF THIS CONTRACT</b>
80	SUPERPAVE BITUMINOUS CONCRETE PAVEMENT (TYPE IIS)	

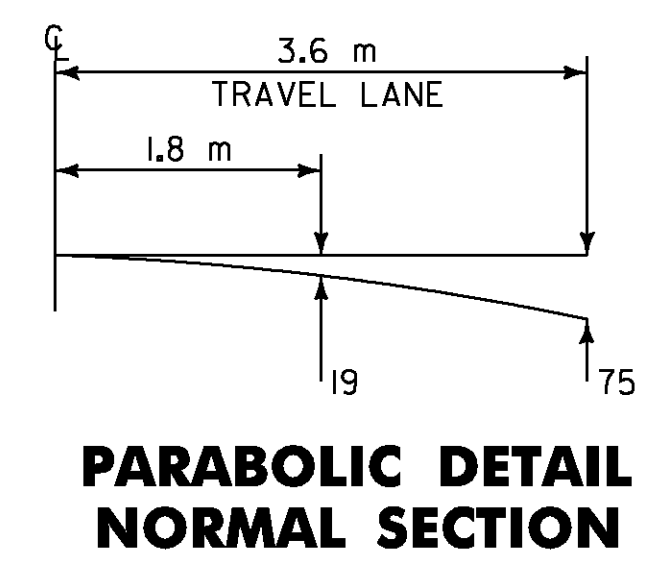
**NOTE:**  
1) DESIGN FROST DEPTH - 1230

- NOTES:**
- THE TOP 50 PAVEMENT COURSE (TYPE IIIIS), ON THE MAINLINE AND CROSSOVER TRAVEL WAY AND SHOULDERS, WILL NOT BE CONSTRUCTED AS PART OF THIS CONTRACT. THIS CONTRACT ONLY INCLUDES 100 OF TYPE IS AND 80 OF TYPE IIS, SUPERPAVE BITUMINOUS CONCRETE PAVEMENT (ITEM 490.30). THE TOP 50 WILL BE PAVED ON THE FURNACE BROOK BRIDGE ONLY.
  - ELIMINATE TOPSOIL AND SEEDING BEHIND GUARDRAIL TO SUBGRADE CATCH POINT.
  - REFER TO TS-06 FOR SEEDING FORMULA AND ADDITIONAL GENERAL NOTE.
  - ANY DIMENSION NOTED AS "VARIES" IS REFERENCED TO ALIGNMENT PLANS/SECTIONS FOR DETAIL.
  - SEE BANKING DIAGRAM ON PROFILES FOR CROSS SLOPE
  - GUARDRAIL TO BE SET FOR ULTIMATE PAVEMENT ELEVATION.
  - EMULSIFIED ASPHALT TO BE APPLIED ON EXISTING PAVEMENT, BETWEEN ALL COURSES OF SUPERPAVE BITUMINOUS CONCRETE PAVEMENT AND ON COLD PLANNED SURFACES, AT THE RATE OF 0.068 L/m<sup>2</sup> OR AS DIRECTED BY THE ENGINEER.
  - TEMPORARY EROSION MATTING SHALL BE INSTALLED ON ALL SLOPES GREATER THAN 1:3, TO STABILIZE THE SLOPE.

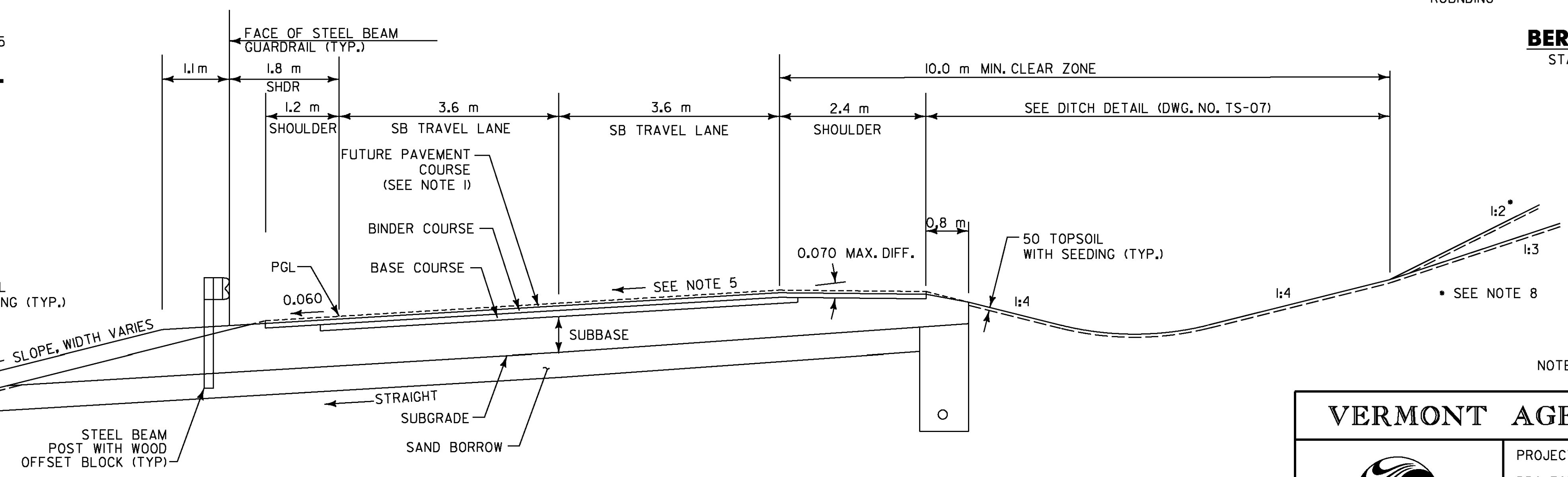


**NORMAL SECTION**

**BERM FOR WETLAND "W"**  
STA. XO I+179, RT. TO XO I+220, RT.



**PARABOLIC DETAIL NORMAL SECTION**



**BANKED SECTION**

NOTE: ALL DIMENSIONS ARE IN MILLIMETERS (mm) EXCEPT WHERE NOTED.

**VERMONT AGENCY OF TRANSPORTATION**

PROJECT NAME: BENNINGTON  
PROJECT NUMBER: AC NH 019-(153)  
FILE NAME: ...\\plot\_files\zd307c3typ.pff PLOT DATE: 5/16/2011  
DESIGN SUPERVISOR: GREG EDWARDS DRAWN BY: STANTEC  
DESIGNED BY: MARC FOISY CHECKED BY: GARY SANTY  
**TYPICAL SECTIONS TS-02** SHEET 4 OF 577

PGL = PROFILE GRADE LINE

V:\9513\active\95130002\transportation\drawing\contract\_3\plot\_files\zd307c3typ.pff