










TRAFFIC SIGN SUMMARY SHEET

MILEMARKER, STATION, OR SIGN NUMBER	SIGN LEGEND	SIGN DIMENSIONS			NEW & SALVAGED SIGNS				EXIST POST RETAIN SALVAGE	NO. OF POSTS	NEW SIGN POSTS																REMARKS	SIGN DETAIL				
		EA	WIDTH (In)	HEIGHT (In)	"A"	"B"	SALV SIGN	SALV TIS			FLANGED CHANNEL			SQUARE STEEL (In)			TUBULAR ALUMINUM Ø (In)			TUBULAR STEEL Ø (In)				W-SHAPE STEEL		REQUIRE		DETAIL ON SHEET NUMBER	STD. SHEET NUMBER			
											1.2	2.0	3.0	1.75	2.0	2.5	3.0	4.0	4.0 MOD	FOUND-ATION	3.0	3.5	4.0	5.0	24"					30"	WEIGHT	POST SIZE
11+65 LT		1	24	12	2.00					1																	M4-5 SEE 2004 STANDARD HIGHWAY SIGN BOOK FOR SIGN DETAIL					
		1	24	12	2.00																						M3-1 SEE 2004 STANDARD HIGHWAY SIGN BOOK FOR SIGN DETAIL					
		1	24	24	4.00																						M1-1 SEE 2004 STANDARD HIGHWAY SIGN BOOK FOR SIGN DETAIL					
		1	21	15	2.19																						M6-1R SEE 2004 STANDARD HIGHWAY SIGN BOOK FOR SIGN DETAIL		E-138			
12+61 RT		1	24	30	5.00					1																	R2-1 SEE 2004 STANDARD HIGHWAY SIGN BOOK FOR SIGN DETAIL					
13+83 LT	TRAVEL INFORMATION									2																		SALVAGE SIGNS AND INSTALL ON NEW POSTS				
	TRAVEL INFORMATION																											SALVAGE SIGNS AND INSTALL ON NEW POSTS				
14+67 RT		1	30	30	6.25					1																		W11-2 USE TYPE IX SHEETING AND BLACK/ YELLOW-GREEN COLOR SEE 2004 STANDARD HIGHWAY SIGN BOOK FOR SIGN DETAIL				
		1	24	18	3.00																							W7-3A USE TYPE IX SHEETING AND BLACK/ YELLOW-GREEN COLOR SEE 2004 STANDARD HIGHWAY SIGN BOOK FOR SIGN DETAIL				
14+83 LT		1	12	18	1.50					1																		VR-223		36/38		
19+47 RT																																

FINAL POST LENGTHS ARE TO BE DETERMINED IN THE FIELD. POST SIZES ARE COMPUTED BASED ON INFORMATION FURNISHED ON THE STANDARD SHEETS AND THE TRAFFIC & SAFETY DIVISION'S "SIGN POST DESIGN GUIDELINE."

TOTALS

SF	SF	EA.	SF		FT	FT	FT	EA.	LB	LB	LB	EA.	EA.	LB
25.94		1	16.6											

PROJECT NAME:	PUTNEY	
PROJECT NUMBER:	STPG SIGN (13)	
FILE NAME:	STPG SIGN (13).DGN	PLOT DATE: 12-DEC-2008 13:2
PROJECT LEADER:	N. AVERY	DRAWN BY: N. AVERY
DESIGNED BY:	N. AVERY & M. MILLER	CHECKED BY: A. GAMBLE
SIGN(13)TSS04		SHEET 27 OF 38