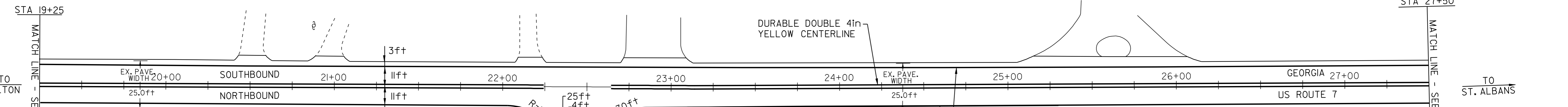
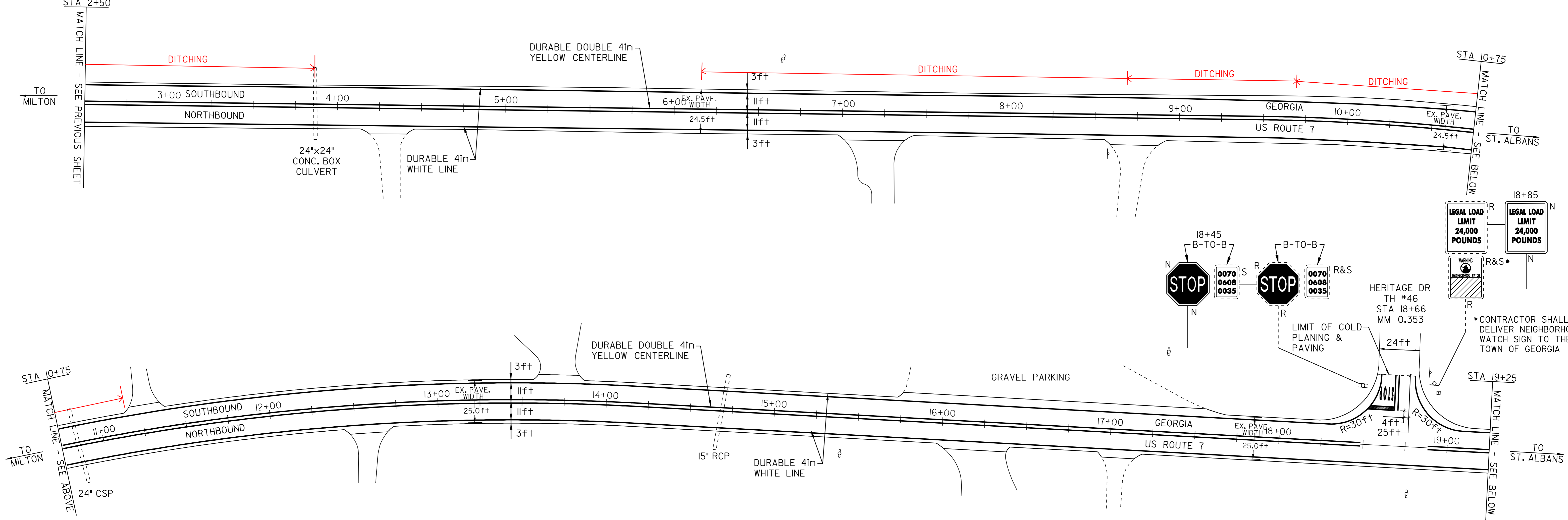
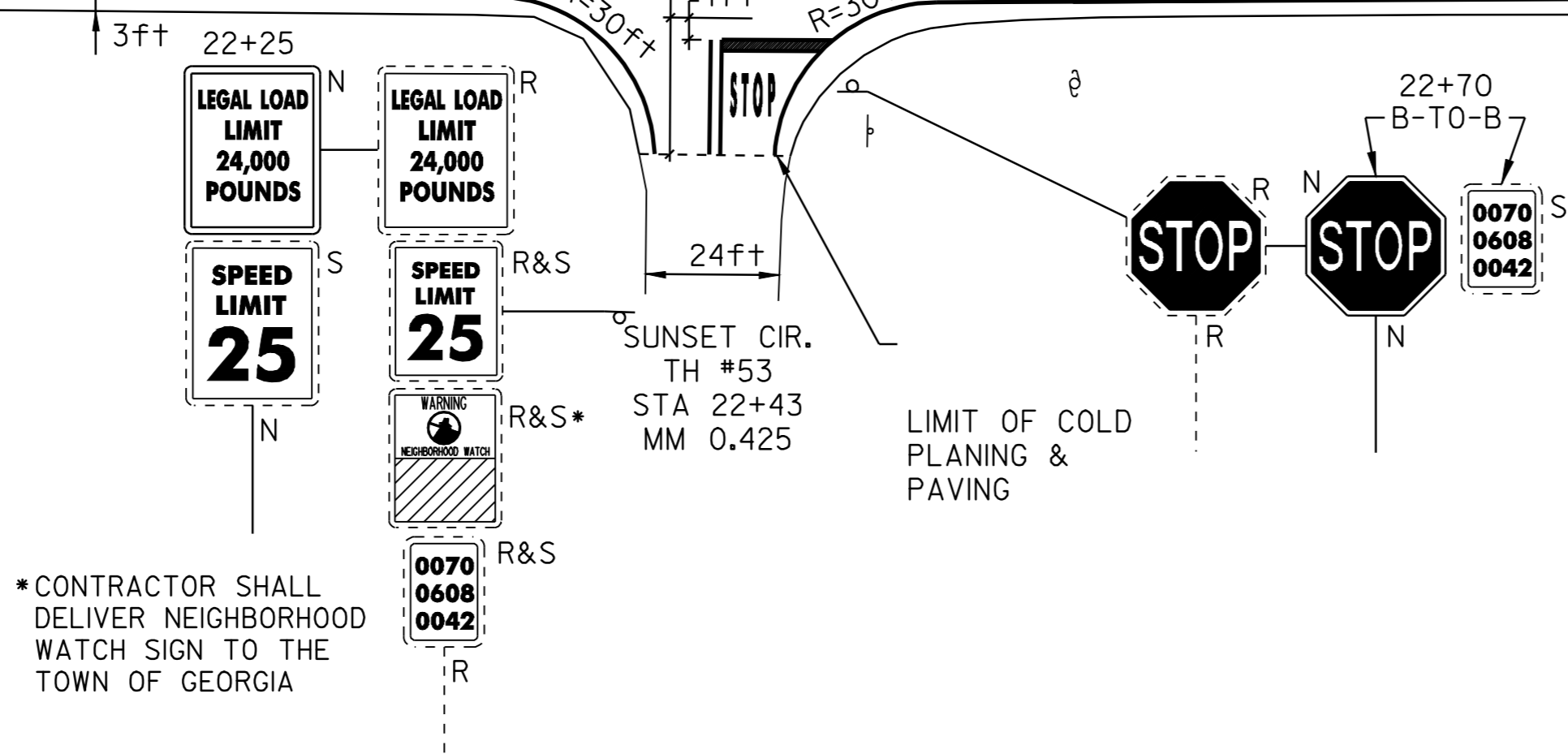


TEMPORARY 4in YELLOW LINE (PAINT) DURABLE 4in YELLOW LINE (THERMOPLASTIC)	TEMPORARY 4in WHITE LINE (PAINT) DURABLE 4in WHITE LINE (THERMOPLASTIC)	TEMPORARY LETTER OR SYMBOL (PAINT) DURABLE LETTER OR SYMBOL (THERMOPLASTIC)	TEMPORARY 24in STOP BAR (PAINT) DURABLE 24in STOP BAR (THERMOPLASTIC)	REMOVING SIGNS	DITCHING LOCATIONS (REFER TO SHEET 8 FOR DETAILS)
STA 2+50 TO 27+50 STA 18+66 STA 22+43 (WITH CENTERLINE BREAKS FOR TOWN HIGHWAYS)	STA 2+50 TO 27+50 (WITH EDGELINE BREAKS FOR TOWN HIGHWAYS)	STA 18+66 LT STA 22+43 RT	STA 18+66 LT STA 22+43 RT	TH #46 TH #53	STA 2+50 TO 10+75 LT



- LEGEND**
- N = NEW
 - R = REMOVE
 - R&S = REMOVE & SALVAGE
 - S = SALVAGE
 - RET = RETAIN
 - B-TO-B = BACK TO BACK
 - ⊕ □ CATCH BASIN/DI
 - ⊗ EXISTING HYDRANT
 - ⊕ EXISTING VALVE (WATER,GAS)
 - _{S,E,T} EXISTING MANHOLE (SEWER,ELECTRIC,TEL.)
 - (N.W.) = NO WORK REQUIRED (TYP. FOR VALVES, M.H.'S, & C.B.'S WHERE NOTED)
 - ⊕ UTILITY POLE
 - DRIVE



PAVING PROJECT LAYOUT SHEET #24

DESIGNED BY	BCE/PJM	DATE	8-06
DRAWN BY	C.E.A., INC.	DATE	8-06
DESIGN FILE NO.	05cl58.dgn		
PRF FILE	05cl58p24.i	DATE PLOTTED	19-MAY-2009 12
PROJ. NAME	MILTON - GEORGIA		
PROJ. NO.	STP 2510(1)S		
SHEET	32	OF	44 SHEETS

*CONTRACTOR SHALL DELIVER NEIGHBORHOOD WATCH SIGN TO THE TOWN OF GEORGIA

*CONTRACTOR SHALL DELIVER NEIGHBORHOOD WATCH SIGN TO THE TOWN OF GEORGIA