

TEMPORARY 4in YELLOW LINE (PAINT)
DURABLE 4in YELLOW LINE (THERMOPLASTIC)

STA 82+00 TO 92+65 SOLID LT&RT
STA 92+32 DOUBLE SOLID RT
STA 92+65 TO 97+00 SOLID LT & DASHED RT
(WITH CENTERLINE BREAKS FOR TOWN HIGHWAYS)

TEMPORARY LETTER OR SYMBOL (PAINT)
DURABLE LETTER OR SYMBOL (THERMOPLASTIC)

STA 92+32 RT "STOP"

TEMPORARY 4in WHITE LINE (PAINT)
DURABLE 4in WHITE LINE (THERMOPLASTIC)

STA 82+00 TO 97+00 SOLID LT&RT
(WITH EDGELINE BREAKS FOR TOWN HIGHWAYS)

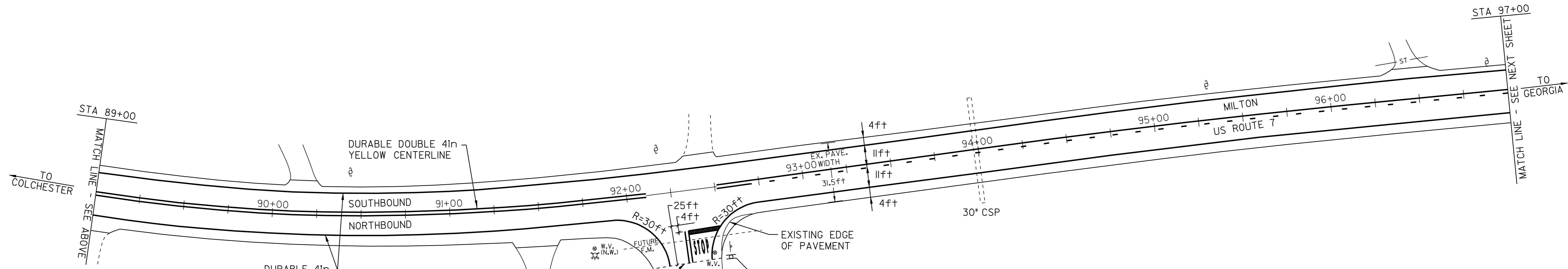
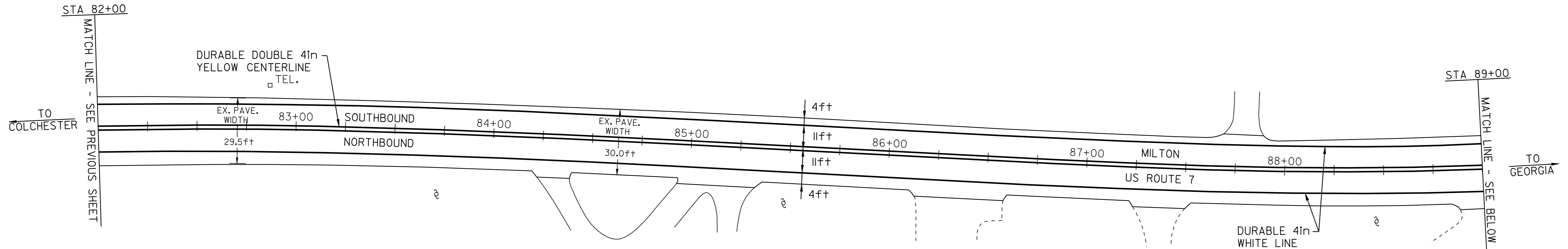
TEMPORARY 24in STOP BAR (PAINT)
DURABLE 24in STOP BAR (THERMOPLASTIC)

STA 92+32 RT TH#48

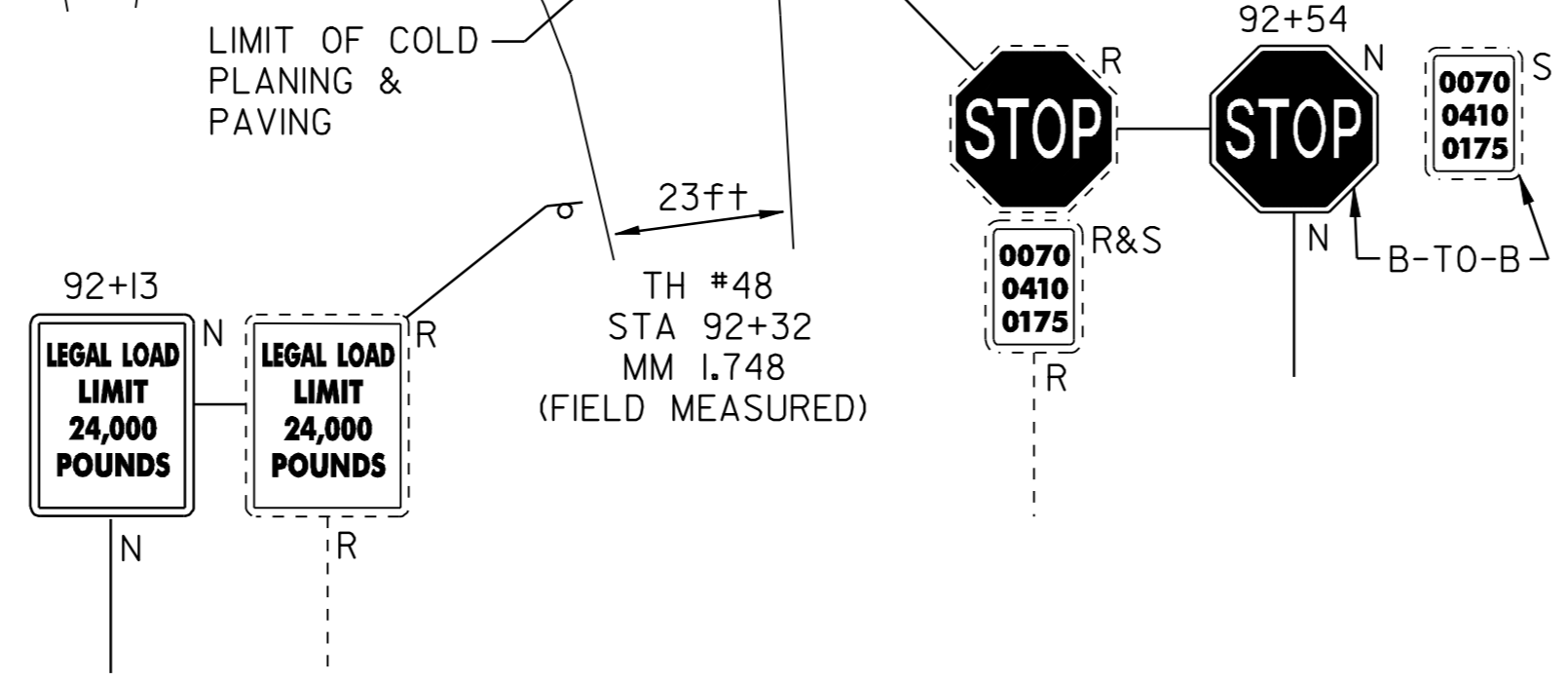
REMOVING SIGNS
3

ADJUST ELEVATION OF VALVE BOX
STA 92+46 RT

DITCHING LOCATIONS (REFER TO SHEET 8 FOR DETAILS)
STA 93+50 TO 97+00 LT



- LEGEND**
- N = NEW
 - R = REMOVE
 - R&S = REMOVE & SALVAGE
 - S = SALVAGE
 - RET = RETAIN
 - B-TO-B = BACK TO BACK
 - ☐ = CATCH BASIN/DI
 - ⊕ = EXISTING HYDRANT
 - ⊙ = EXISTING VALVE (WATER,GAS)
 - _{S,E,T} = EXISTING MANHOLE (SEWER,ELECTRIC,TEL.)
 - (N.W.) = NO WORK REQUIRED (TYP. FOR VALVES, M.H.'S, & C.B.'S WHERE NOTED)
 - ⊘ = UTILITY POLE
 - = DRIVE



PAVING PROJECT LAYOUT SHEET #6

DESIGNED BY	BCE/PJM	DATE	8-06
DRAWN BY	C.E.A., INC.	DATE	8-06
DESIGN FILE NO.	05cl58.dgn		
PRF FILE	05cl58p06.l	DATE PLOTTED	19-MAY-2009 12
PROJ. NAME	MILTON - GEORGIA		
PROJ. NO.	STP 2510(1)S		
SHEET	14	OF	44 SHEETS