

TEMPORARY 4in YELLOW LINE (PAINT)  
 DURABLE 4in YELLOW LINE (THERMOPLASTIC)  
 STA 50+00 TO 50+52 SOLID LT&RT  
 STA 50+52 TO 55+98 SOLID LT & DASHED RT  
 STA 55+98 TO 57+62 DASHED  
 STA 57+62 TO 61+38 DASHED LT & SOLID RT  
 STA 61+38 TO 66+00 SOLID LT&RT  
 STA 62+08 DOUBLE SOLID RT  
 (WITH CENTERLINE BREAKS FOR TOWN HIGHWAYS)

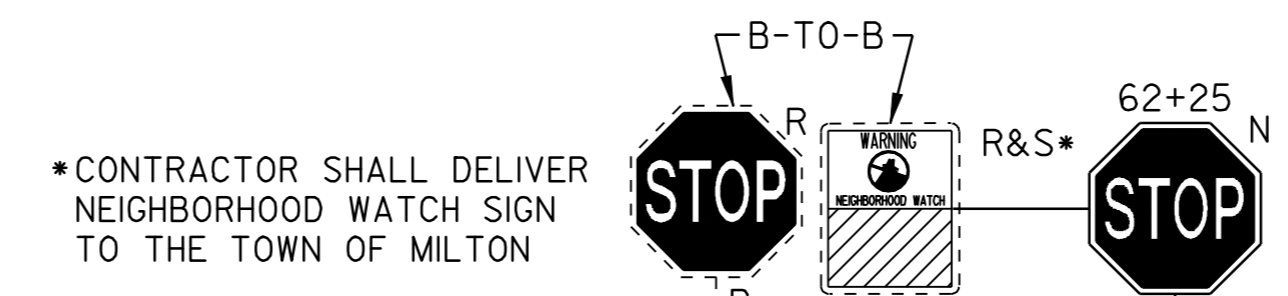
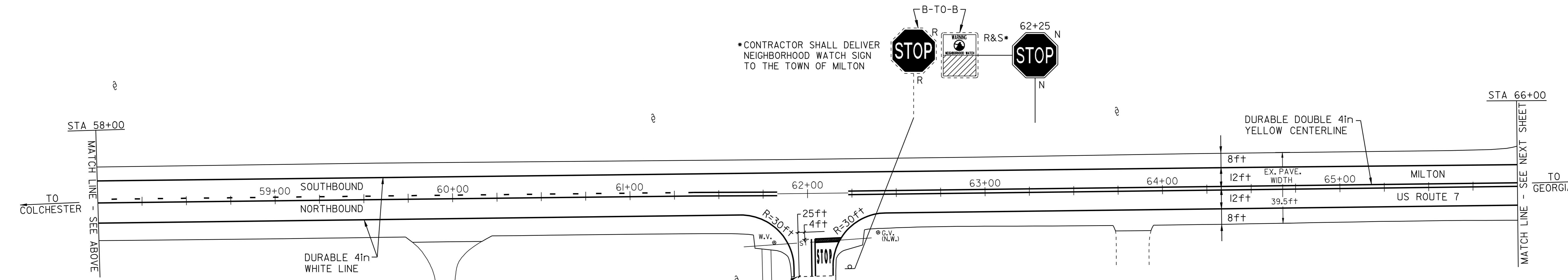
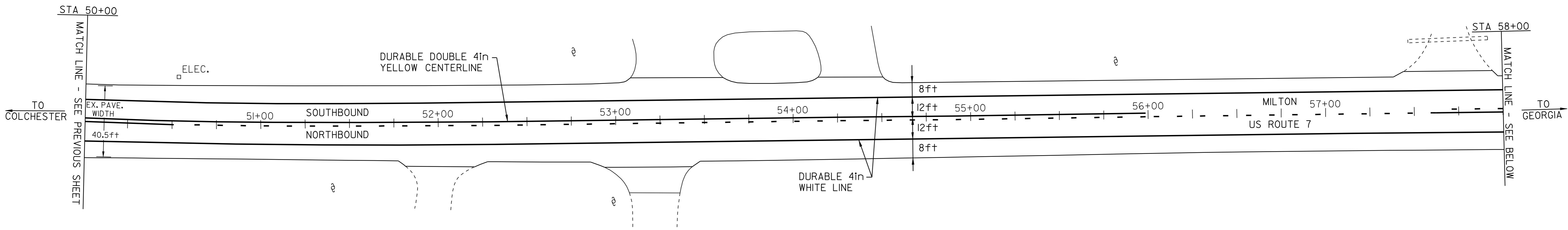
TEMPORARY 4in WHITE LINE (PAINT)  
 DURABLE 4in WHITE LINE (THERMOPLASTIC)  
 STA 50+00 TO 66+00 SOLID LT&RT  
 (WITH EDGELINE BREAKS FOR TOWN HIGHWAYS)  
 TEMPORARY 24in STOP BAR (PAINT)  
 DURABLE 24in STOP BAR (THERMOPLASTIC)  
 STA 62+08 RT TH#157

REMOVING SIGNS  
 3

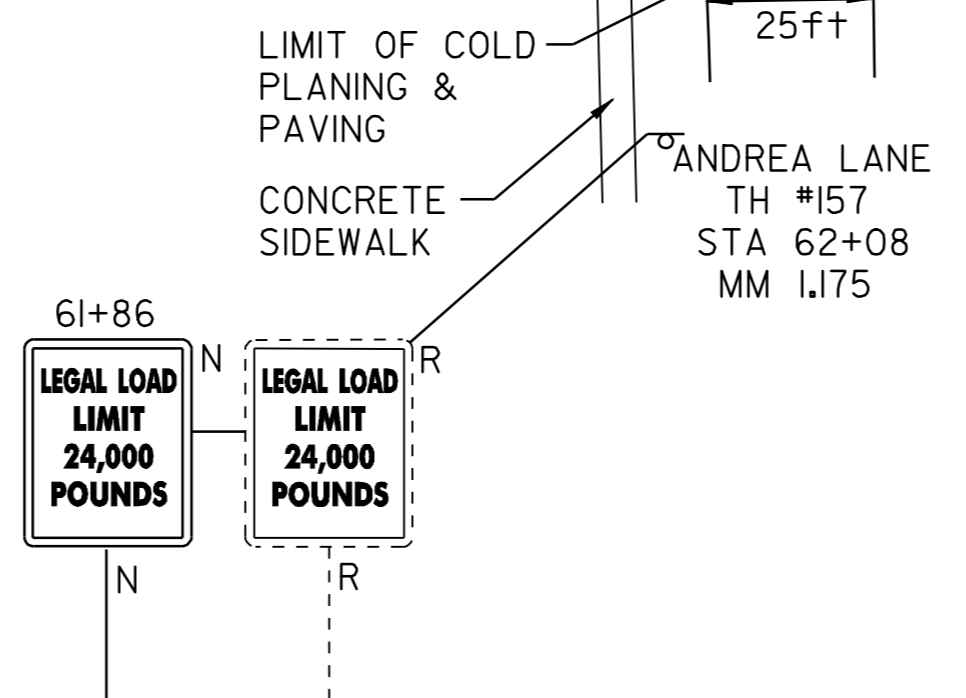
ADJUST ELEVATION OF VALVE BOX  
 STA 61+80 RT

DITCHING LOCATIONS (REFER TO SHEET 8 FOR DETAILS)  
 STA 62+50 TO 63+60 RT

TEMPORARY LETTER OR SYMBOL (PAINT)  
 DURABLE LETTER OR SYMBOL (THERMOPLASTIC)  
 STA 62+08 RT "STOP"



\*CONTRACTOR SHALL DELIVER NEIGHBORHOOD WATCH SIGN TO THE TOWN OF MILTON



- LEGEND
- N = NEW
  - R = REMOVE
  - R&S = REMOVE & SALVAGE
  - S = SALVAGE
  - RET = RETAIN
  - B-T-O-B = BACK TO BACK
  - ☐ = CATCH BASIN/DI
  - ⊗ = EXISTING HYDRANT
  - ⊙ = EXISTING VALVE (WATER,GAS)
  - <sub>S,E,T</sub> = EXISTING MANHOLE (SEWER,ELECTRIC,TEL.)
  - (N.W.) = NO WORK REQUIRED (TYP. FOR VALVES, M.H.'S, & C.B.'S WHERE NOTED)
  - ⊕ = UTILITY POLE
  - = DRIVE

## PAVING PROJECT LAYOUT SHEET #4

DESIGNED BY	BCE/PJM	DATE	8-06
DRAWN BY	C.E.A., INC.	DATE	8-06
DESIGN FILE NO. 05ci58.dgn			
PRF FILE	05ci58p04.i	DATE PLOTTED	19-MAY-2009 12
PROJ. NAME <b>MILTON - GEORGIA</b>			
PROJ. NO. <b>STP 2510(1)S</b>			
SHEET <b>12</b> OF <b>44</b> SHEETS			