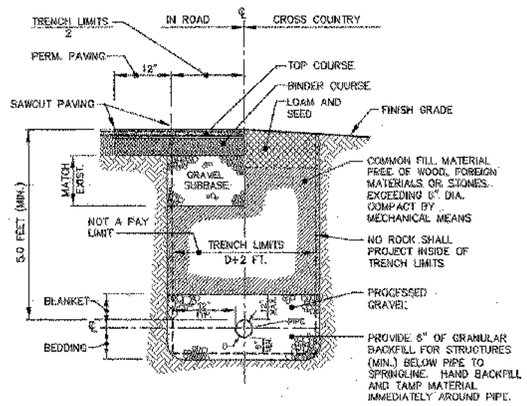

TYPICAL TRENCH DETAIL (A / C1)
NOT TO SCALE

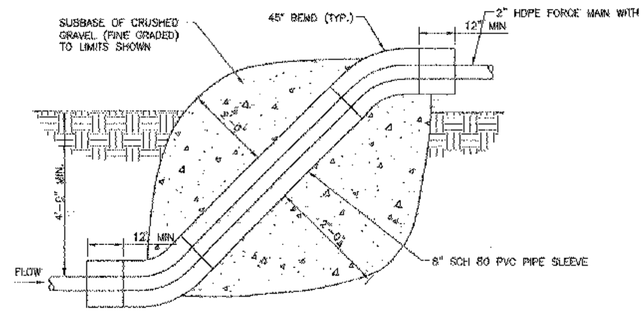

GROUND SURFACE PENETRATION DETAIL (B / C1)
NOT TO SCALE

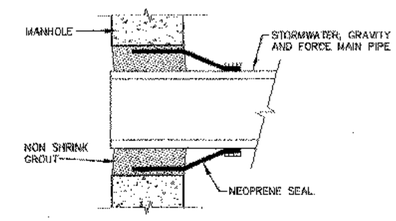

FLEXIBLE RUBBER BOOT DETAIL (C / C1)
NOT TO SCALE

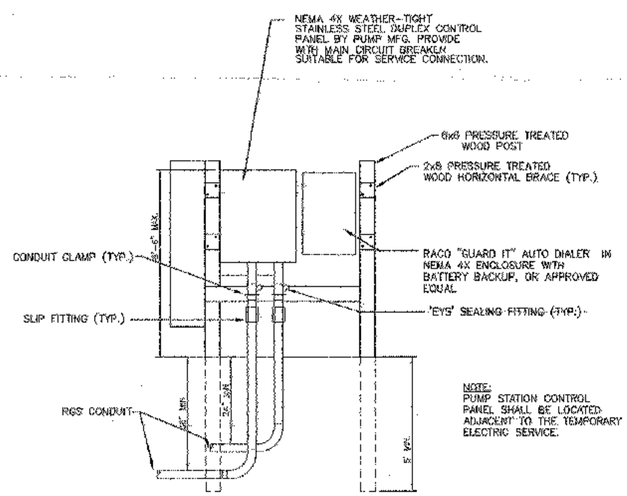

PUMP STATION-CONTROL PANEL INSTALLATION (E / C1)
NOT TO SCALE

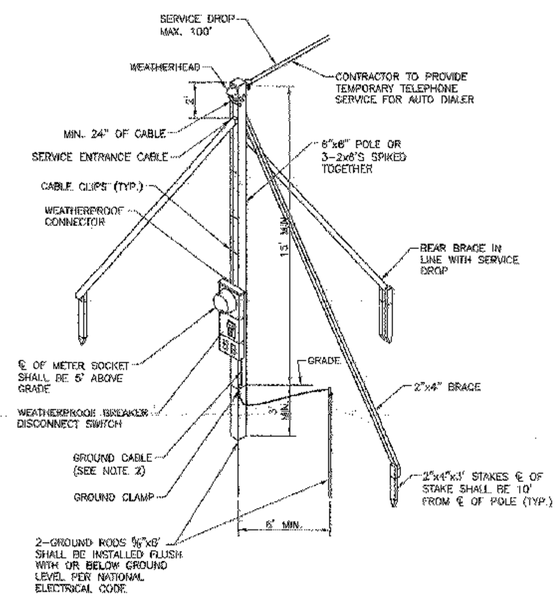

NOTES:

1. A MINIMUM OF 18' CLEARANCE IS REQUIRED ABOVE ALL ROADS, STREETS, NONRESIDENTIAL DRIVEWAYS, PARKING LOTS AND OTHER LAND TRAVERSED BY VEHICLES.
2. A MINIMUM #6 COPPER GROUND CABLE MUST BE CONNECTED IN THE METER SOCKET, TO ITS OWN GROUND TERMINAL. THE GROUNDING ELECTRODE CONDUCTOR SHALL BE ADEQUATELY PROTECTED.
3. RAIN TIGHT SERVICE EQUIPMENT, WITH GROUND FAULT PROTECTION AND PROVISION FOR LOCKING AND ALL OTHER MATERIALS AND EQUIPMENT TO BE OWNED AND INSTALLED BY CUSTOMER. UTILITY TO INSTALL METER AND SERVICE DROP AND CONNECT SERVICE DROP AT WEATHERHEAD.
4. SERVICE LOCATION AND TYPE OF CONSTRUCTION MUST BE APPROVED IN ADVANCE BY UTILITY.
5. WHERE SUBJECT TO STATE OR LOCAL ELECTRICAL INSPECTION, SUCH INSPECTION MUST BE MADE PRIOR TO ENERGIZING.

TYPICAL TEMPORARY SERVICE (F / C1)
NOT TO SCALE

THIS SYSTEM WAS NOT USED.
SEE SHEET 17 OF 34.

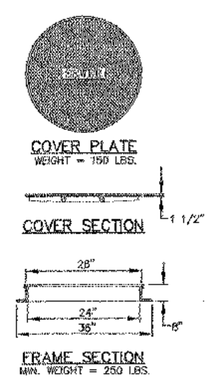

NOTE:
MANHOLE FRAME AND COVER TO BE LEBARON FOUNDRY, INC., CATALOG NO. LC 268-1 OR APPROVED EQUAL.

MANHOLE FRAME AND COVER DETAIL (G / C1)
NOT TO SCALE

WHITINGHAM ST CULV (6)
SEWER DETAILS
SHEET 18 OF 34

Dufresne-Henry
North Springfield, Vermont
Tel. (802) 886-2201 • FAX (802) 886-2280
www.dufresne-henry.com

Rev.	Description	By	Date

VERMONT

VILLAGE OF WHITINGHAM
TEMPORARY WASTEWATER BYPASS PUMPING FOR THE REPLACEMENT OF HIGHWAY BRIDGE 29, VT. ROUTE 100

DETAILS

WHITINGHAM, VT

Project No.	4026017
Proj. Manager	N.E. HAYWARD
Proj. Designer	N.G. THUEN
Drawn By	G.D. MERCER
Checked By	N.G. THUEN
Scale	AS SHOWN
Approved	
Date	OCTOBER 2012

C2

Sheet 2 of 2

D