

646.85 - REMOVAL OF EXISTING PAVEMENT MARKINGS

- SB RAMP - (STOP BAR)
- SB RAMP - (STOP)
- SB RAMP - (34-51' LT) (YELLOW LINE)
- SB RAMP - (STOP) (SEE NOTE 5)
- SB RAMP - (AHEAD) (SEE NOTE 5)
- SB RAMP (156-181' LT) (THRU ARROW)
- VT 100 STA. 11+02 - 11+10 RT (ONLY)
- VT 100 STA. 11+14 - 11+22 RT (RIGHT ARROW)
- VT 100 STA. 11+51 - 11+59 RT (RIGHT ARROW)
- VT 100 STA. 10+80 - 13+43 RT (SOLID LANE LINE)

621.20 - STEEL BEAM GUARDRAIL, GALVANIZED

- SB RAMP (84' LT) - VT 100 STA. 12+90 LT (150 LF)

621.50 - MANUFACTURED TERMINAL SECTION, FLARED

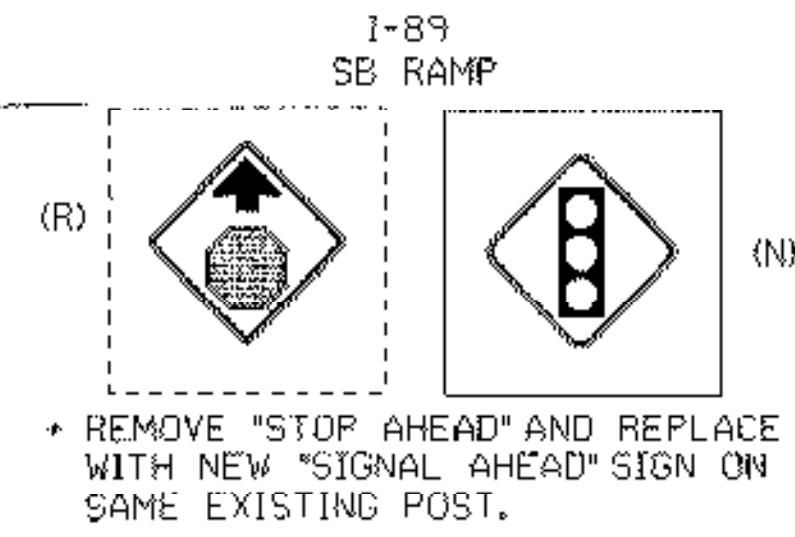
- SB RAMP - (84-121' LT)
- VT 100 STA. 12+90 - 13+27.5 LT
- 12+85 - 12+22

675.50 - REMOVING SIGNS

- SB OFF RAMP (STOP AHEAD) (SEE NOTE 4)
- VT 100 STA. 6+65 RT
- VT 100 STA. 11+55 LT (STOP)
- VT 100 STA. 12+05 LT (STOP)

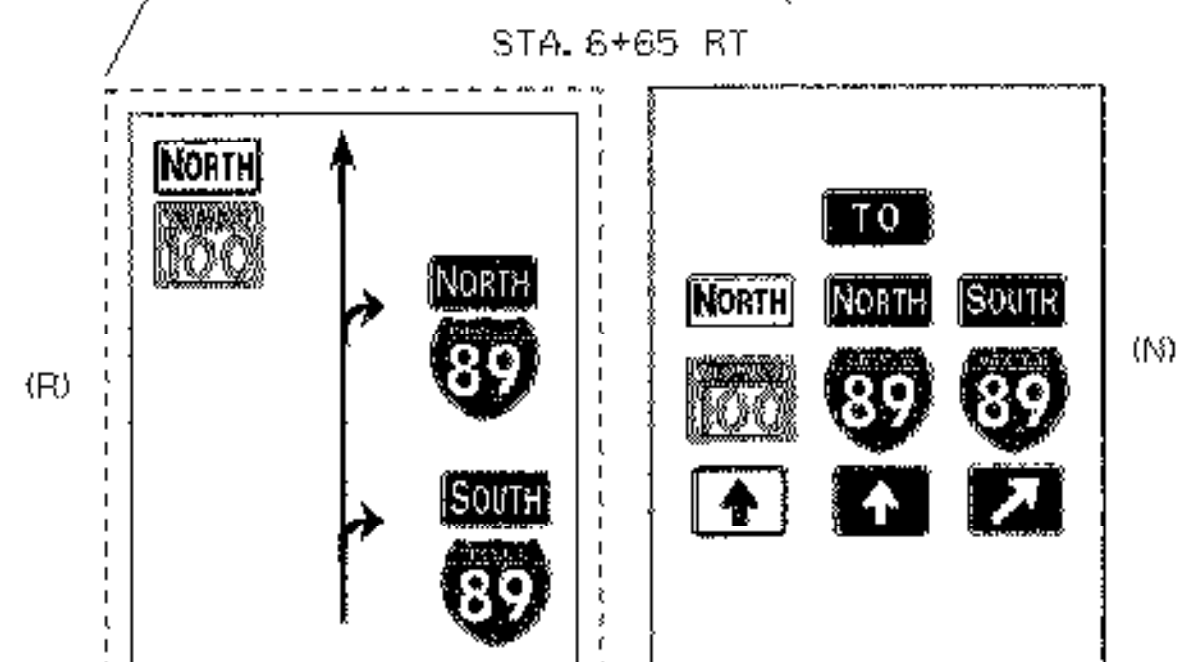
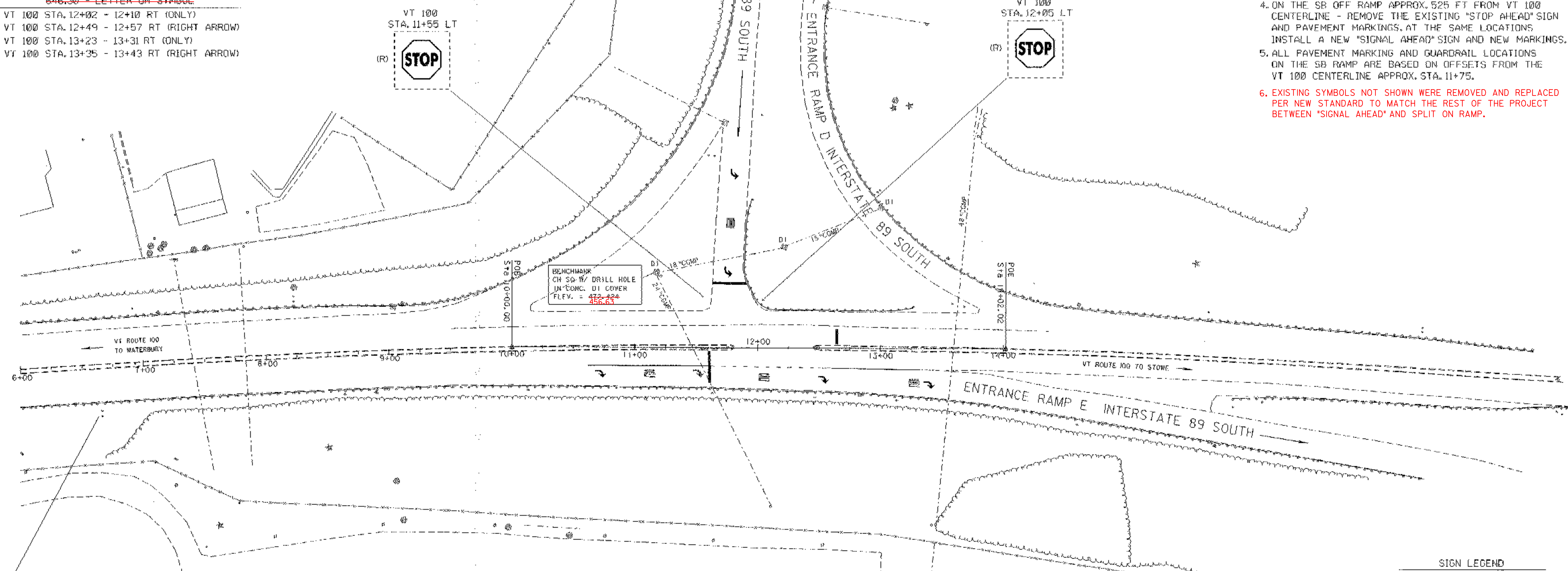
646.492 - DURABLE LETTER OF SYMBOL, THERMOPLASTIC
~~646.30 - LETTER OR SYMBOL~~

- VT 100 STA. 12+02 - 12+10 RT (ONLY)
- VT 100 STA. 12+49 - 12+57 RT (RIGHT ARROW)
- VT 100 STA. 13+23 - 13+31 RT (ONLY)
- VT 100 STA. 13+35 - 13+43 RT (RIGHT ARROW)



NOTES:

1. ALL EXISTING LANE CONFIGURATIONS TO REMAIN.
2. ALL EXISTING PAVEMENT MARKINGS TO REMAIN UNLESS OTHERWISE NOTED.
3. ALL EXISTING SIGNS TO REMAIN UNLESS OTHERWISE NOTED.
4. ON THE SB OFF RAMP APPROX. 525 FT FROM VT 100 CENTERLINE - REMOVE THE EXISTING "STOP AHEAD" SIGN AND PAVEMENT MARKINGS. AT THE SAME LOCATIONS INSTALL A NEW "SIGNAL AHEAD" SIGN AND NEW MARKINGS.
5. ALL PAVEMENT MARKING AND GUARDRAIL LOCATIONS ON THE SB RAMP ARE BASED ON OFFSETS FROM THE VT 100 CENTERLINE APPROX. STA. 11+75.
6. EXISTING SYMBOLS NOT SHOWN WERE REMOVED AND REPLACED PER NEW STANDARD TO MATCH THE REST OF THE PROJECT BETWEEN "SIGNAL AHEAD" AND SPLIT ON RAMP.



REMOVE EXISTING "TYPE B" SIGN AND REPLACE WITH NEW DESTINATION SIGN ASSEMBLY ON EXISTING POSTS.

646.492 - DURABLE LETTER OR SYMBOL, THERMOPLASTIC

- SB RAMP (57-85' LT) (LEFT TURN ARROW)
- SB RAMP (97-105' LT) (ONLY)
- SB RAMP (137-145' LT) (LEFT TURN ARROW)
- SB RAMP (SIGNAL) (SEE NOTE 5)
- SB RAMP (AHEAD) (SEE NOTE 5)
- VT 100 STA. 10+68 - 10+76 (RIGHT ARROW)
- VT 100 STA. 11+08 - 11+16 (ONLY)
- VT 100 STA. 11+48 - 11+56 (RIGHT ARROW)
- SB RAMP (LEFT TURN ARROW) (SEE NOTE 6)
- SB RAMP (ONLY'S) (SEE NOTE 6)
- SB RAMP (RIGHT TURN ARROW) (SEE NOTE 6)

646.482 - DURABLE 24" STOP BAR, THERMOPLASTIC

- VT 100 STA. 11+61 RT (26 FT)
- VT 100 STA. 11+63 - 11+91 (52' LT) (28 FT)
- VT 100 STA. 12+65 LT (12 FT)

646.402 - DURABLE 4" WHITE LINE, THERMOPLASTIC

- VT 100 STA. 10+60 - 11+60 (SOLID LANE LINE)
- VT 100 STA. 11+62 - 12+50 (DASHED LANE LINE) (WITH 3' DASH AND 6' GAP)
- VT 100 STA. 12+50 - 13+43 (SOLID LANE LINE)

SIGN LEGEND

- (R) = REMOVE
- (N) = NEW
- (S) = SALVAGE
- (R&S) = REMOVE & SALVAGE
- (RET) = RETAIN
- EXISTING = - - - - -
- NEW = _____



TRAFFIC SIGNS AND PAVEMENT MARKINGS SHEET

PROJECT NAME:	WATERBURY	
PROJECT NUMBER:	NHG SGNL (27)	
FILE NAME:	/traf/05bl40/tbl40nul.dgn	PLOT DATE: 13-NOV-2007
PROJECT LEADER:	B. NYQUIST	DRAWN BY: B. MCAVOY
DESIGNED BY:	B. MCAVOY	CHECKED BY: J. SCHULTZ
	tbl40spn.j	SHEET 6 OF 13