

TEMPORARY 4in YELLOW LINE (PAINT)
4in YELLOW LINE

STA 43+00 TO 85+00 SOLID LT&RT
STA 63+37 DOUBLE SOLID RT
STA 73+45 DOUBLE SOLID RT

TEMPORARY LETTER OR SYMBOL (PAINT)
LETTER OR SYMBOL

STA 63+37 RT "STOP"
STA 73+45 RT "STOP"

REMOVING SIGNS
6

TEMPORARY 4in WHITE LINE (PAINT)
4in WHITE LINE

STA 43+00 TO 85+00 SOLID LT&RT

TEMPORARY 24in STOP BAR (PAINT)
24in STOP BAR

STA 63+37 RT TH #23
STA 73+45 RT TH #146

50+75
FLASHING YELLOW LIGHT MISSING
RET
RET
RET

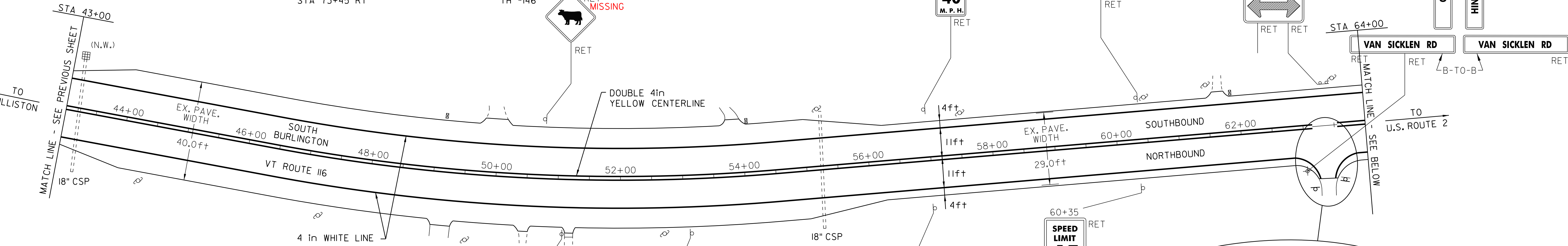
57+00 RET
40 M.P.H. RET
RET

60+35 RET
SPEED LIMIT 50 RET
RET

17+10 RET
RET
RET

63+05 B-TO-B
HINESBURG RD
HINESBURG RD

STA 64+00
VAN SICKLEN RD
VAN SICKLEN RD



DITCHING LOCATIONS (REFER TO SHEET 9 FOR DETAILS)

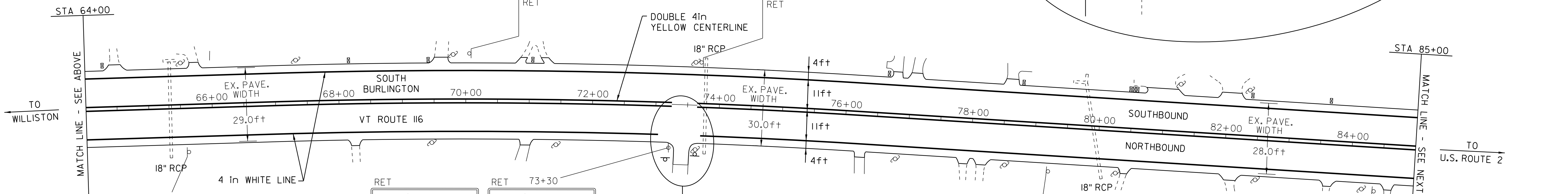
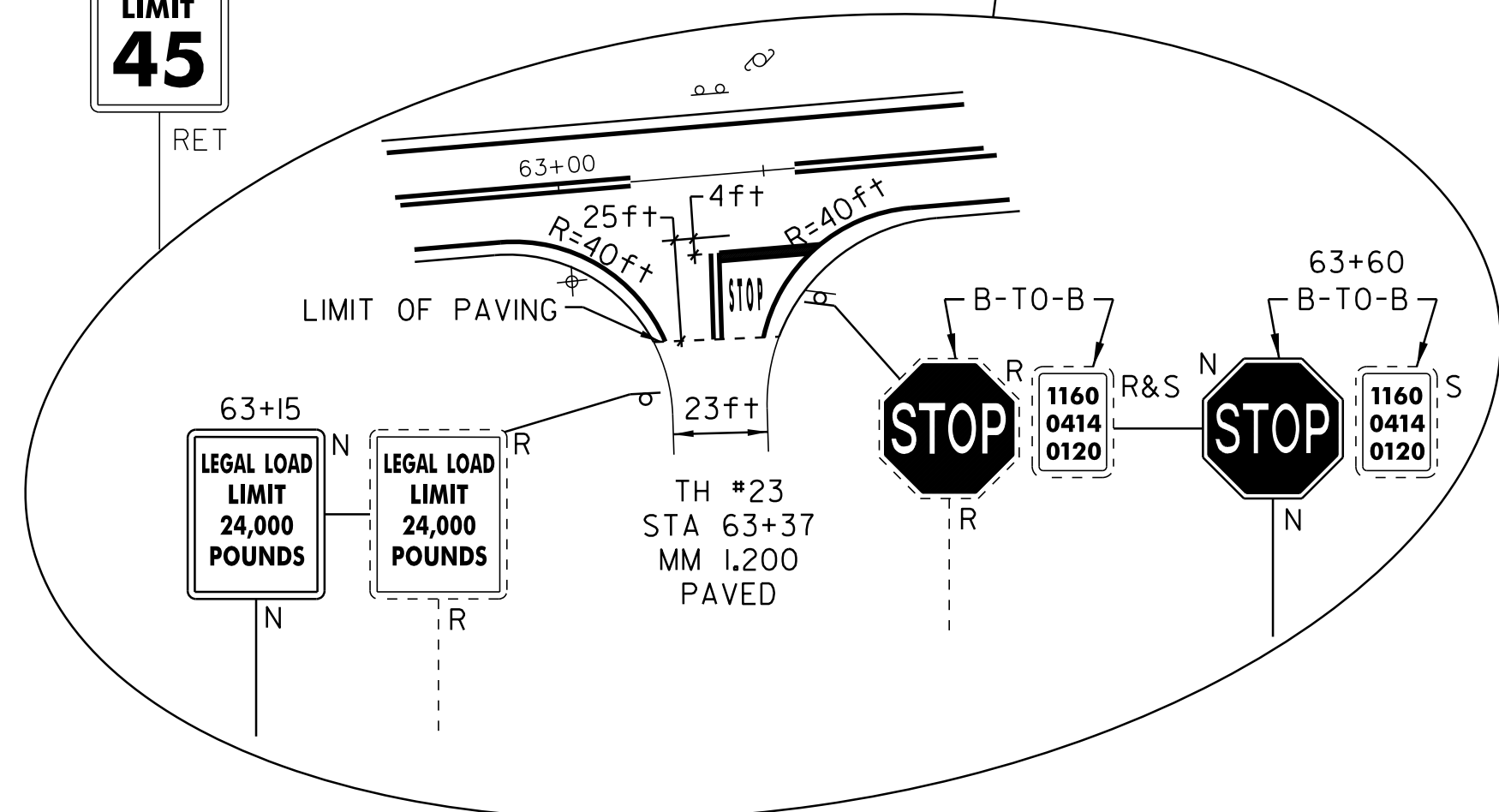
STA 55+40 TO 63+00 RT
STA 55+40 TO 69+50 LT

51+07
60+10
HIDDENMEADOW LN
HIDDENMEADOW LN

53+10 RET
REDUCED SPEED AHEAD RET
1160 0414 0100 RET
RET

57+00 RET
RET
RET

60+35 RET
SPEED LIMIT 45 RET
RET



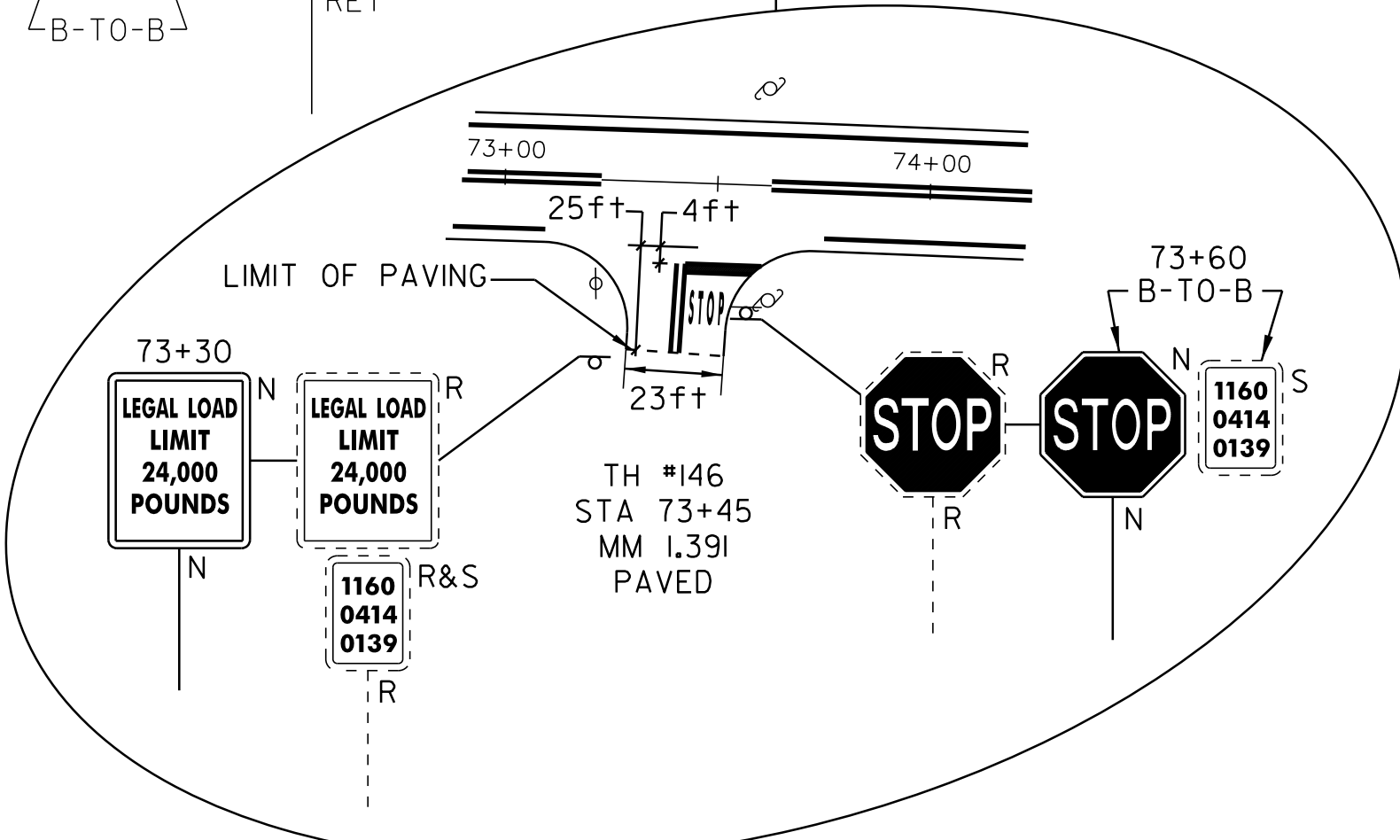
73+30 RET
HIGHLAND TER
HIGHLAND TER

73+70 RET
1160 0414 0140 RET
RET

79+20 RET
RET
RET

84+35 RET
1160 0414 0160 RET
RET

- LEGEND
- N = NEW
 - R = REMOVE
 - R&S = REMOVE & SALVAGE
 - S = SALVAGE
 - RET = RETAIN
 - B-TO-B = BACK TO BACK
 - ⊕ ⊞ ⊠ = CATCH BASIN/DI
 - (N.W.) = NO WORK REQUIRED (TYP. FOR D.I.'S, & C.B.'S WHERE NOTED)
 - I = YIELDING MARKER POST
 - ⊙ = UTILITY POLE
 - = DRIVE



PAVING PROJECT LAYOUT SHEET #7

DESIGNED BY BCE/PJM DATE 10-06

DRAWN BY C.E.A., INC. DATE 10-06

DESIGN FILE NO. p05b052.dgn

PRF FILE p05b0521a07 DATE 03-MAY-2012

PROJ. NAME **ST. GEORGE-SO. BURLINGTON**

PROJ. NO. **ST-STP 2508(1)S**

SHEET **16** OF **42** SHEETS