

TEMPORARY 4in YELLOW LINE (PAINT)
4in YELLOW LINE)

SHELBURNE
STA 76+00 TO 89+29
WILLISTON
STA 0+00 TO 22+02
SOUTH BURLINGTON
STA 0+00 TO 1+00

SOLID LT&RT
SOLID LT&RT
SOLID LT&RT

TEMPORARY 4in WHITE LINE (PAINT)
4in WHITE LINE

SHELBURNE
STA 76+00 TO 89+29
WILLISTON
STA 0+00 TO 22+02
SOUTH BURLINGTON
STA 0+00 TO 1+00

SOLID LT&RT
SOLID LT&RT
SOLID LT&RT

STA 76+00 TO 78+50 LT
REMOVAL AND DISPOSAL
OF GUARD RAIL

STA 76+00 TO 78+13 LT
INSTALL STEEL BEAM
GUARD RAIL, GALVANIZED
w/8 FT POSTS

STA 78+13 TO 78+50 LT
INSTALL MANUFACTURED
TERMINAL SECTION, FLARED

78+50 RET
SCHOOL
BUS STOP
AHEAD

2.5ft
18" RCP
15.5ft
28.0ft
18" CSP

STA 76+00
MATCH LINE - SEE PREVIOUS SHEET
TO ST. GEORGE

STA 76+00 TO 78+50 LT
REMOVED POST SPACING
REQUIRED @ POLE
SEE DETAIL, SHEET 39

REMOVAL AND DISPOSAL OF GUARD RAIL

TOWN OF WILLISTON
STA 76+00 TO 78+50 LT
STA 21+06 TO 22+02 LT
STA 20+96 TO 22+02 RT

CITY OF SOUTH BURLINGTON
STA 0+00 TO 0+79 LT
STA 0+00 TO 0+84 RT

MANUFACTURED TERMINAL SECTION, FLARED

TOWN OF WILLISTON
STA 78+13 TO 78+50 LT
STA 20+48 TO 20+96 LT
STA 21+93 TO 21+30 RT

CITY OF SOUTH BURLINGTON
STA 0+47 TO 0+85 LT
STA 0+52 TO 0+79 RT

STEEL BEAM GUARD RAIL, GALVANIZED w/8 ft POSTS

TOWN OF WILLISTON
STA 76+00 TO 78+13 LT
STA 20+86 TO 21+86 LT
STA 21+30 TO 21+80 RT

CITY OF SOUTH BURLINGTON
STA 0+22 TO 0+47 LT
STA 0+15 TO 0+52 RT

STA 21+06 TO 22+02 LT
REMOVAL AND DISPOSAL
OF GUARD RAIL

STA 20+48 TO 20+86 LT
INSTALL MANUFACTURED
TERMINAL SECTION, FLARED

STA 20+86 TO 21+86 LT
INSTALL STEEL BEAM
GUARD RAIL, GALVANIZED
w/8 FT POSTS

STA 21+06 TO 22+02 LT
REMOVAL AND DISPOSAL
OF GUARD RAIL

STA 20+93 TO 21+30 RT
INSTALL MANUFACTURED
TERMINAL SECTION, FLARED

STA 21+30 TO 21+80 RT
INSTALL STEEL BEAM
GUARD RAIL, GALVANIZED
w/8 FT POSTS

STA 20+96 TO 22+02 RT
REMOVAL AND DISPOSAL
OF GUARD RAIL

STA 20+93 TO 21+30 RT
INSTALL MANUFACTURED
TERMINAL SECTION, FLARED

STA 21+30 TO 21+80 RT
INSTALL STEEL BEAM
GUARD RAIL, GALVANIZED
w/8 FT POSTS

STA 0+00 TO 0+79 LT
REMOVAL AND DISPOSAL
OF GUARD RAIL

STA 0+22 TO 0+47 LT
INSTALL STEEL BEAM
GUARD RAIL, GALVANIZED
w/8 FT POSTS

STA 0+47 TO 0+85 LT
INSTALL MANUFACTURED
TERMINAL SECTION, FLARED


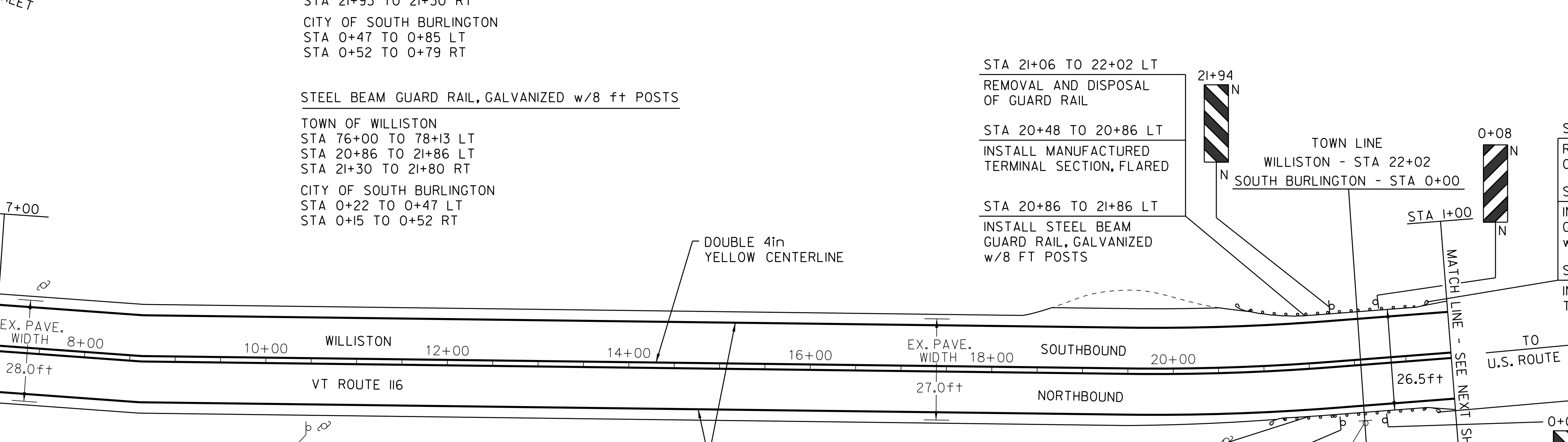
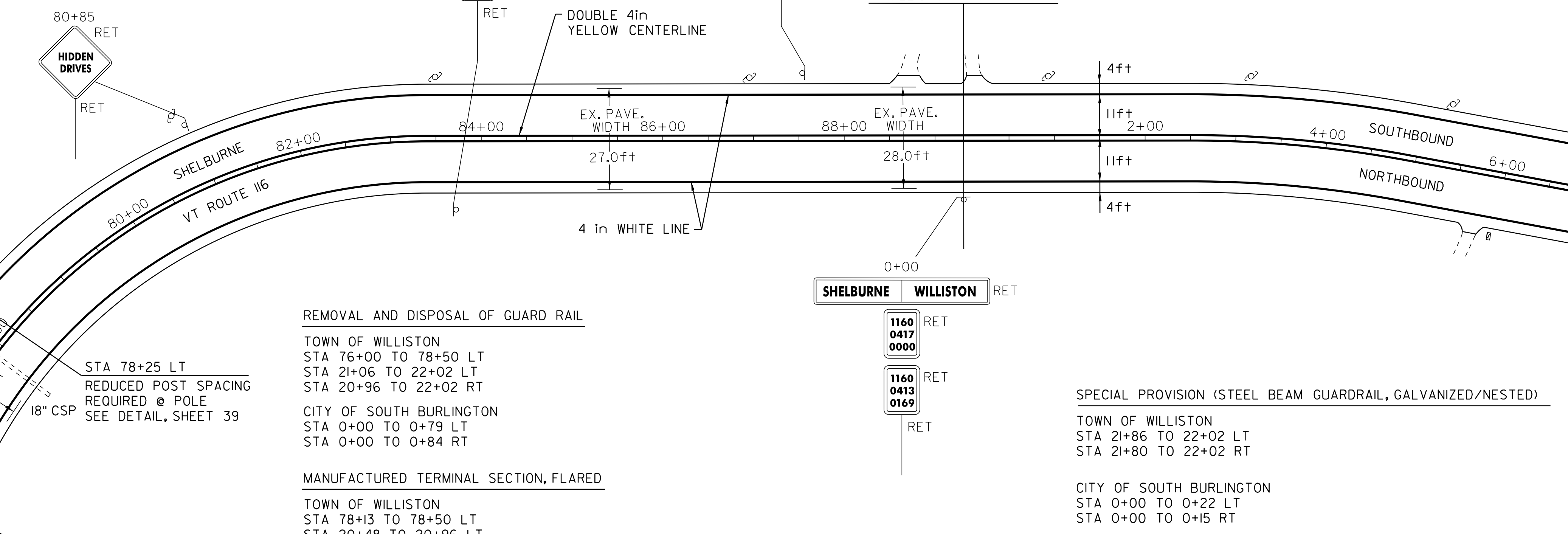
STA 0+00 TO 0+84 RT
REMOVAL AND DISPOSAL
OF GUARD RAIL

STA 0+15 TO 0+52 RT
INSTALL STEEL BEAM
GUARD RAIL, GALVANIZED
w/8 FT POSTS

STA 0+52 TO 0+79 RT
INSTALL MANUFACTURED
TERMINAL SECTION, FLARED

BRIDGE #30
STA 22+02 = MM 0.417
COLD PLANE 1 1/4 in,
PAVE w/1 1/4 in, TYPE IVS

TO SHELBURNE



LEGEND

- N = NEW
- R = REMOVE
- R&S = REMOVE & SALVAGE
- S = SALVAGE
- RET = RETAIN
- B-TO-B = BACK TO BACK
- ⊕ ⊞ □ CATCH BASIN/DI
- (N.W.) = NO WORK REQUIRED (TYP. FOR D.I.'S, & C.B.'S WHERE NOTED)
- I YIELDING MARKER POST
- ⊕ UTILITY POLE
- ⊔ DRIVE

DITCHING LOCATIONS (REFER TO SHEET 9 FOR DETAILS)

TOWN OF WILLISTON
STA 0+00 TO 2+50 RT
STA 1+00 TO 2+50 LT
STA 10+50 TO 18+00 LT
STA 10+50 TO 21+00 RT

SPECIAL PROVISION (STEEL BEAM GUARDRAIL, GALVANIZED/NESTED)

TOWN OF WILLISTON
STA 21+86 TO 22+02 LT
STA 21+80 TO 22+02 RT

CITY OF SOUTH BURLINGTON
STA 0+00 TO 0+22 LT
STA 0+00 TO 0+15 RT

REMOVAL AND DISPOSAL OF GUARD RAIL

INSTALL MANUFACTURED TERMINAL SECTION, FLARED

INSTALL STEEL BEAM GUARD RAIL, GALVANIZED w/8 FT POSTS

REMOVAL AND DISPOSAL OF GUARD RAIL

INSTALL MANUFACTURED TERMINAL SECTION, FLARED

INSTALL STEEL BEAM GUARD RAIL, GALVANIZED w/8 FT POSTS

REMOVAL AND DISPOSAL OF GUARD RAIL

INSTALL STEEL BEAM GUARD RAIL, GALVANIZED w/8 FT POSTS

PAVING PROJECT LAYOUT SHEET #5

DESIGNED BY	BCE/PJM	DATE	10-06
DRAWN BY	C.E.A., INC.	DATE	10-06
DESIGN FILE NO.	p05b052.dgn		
PRF FILE	p05b052a05	DATE PLOTTED	03-MAY-2012 17
PROJ. NAME	ST. GEORGE-SO. BURLINGTON		
PROJ. NO.	ST-STP 2508(1)S		
SHEET	14	OF	42 SHEETS