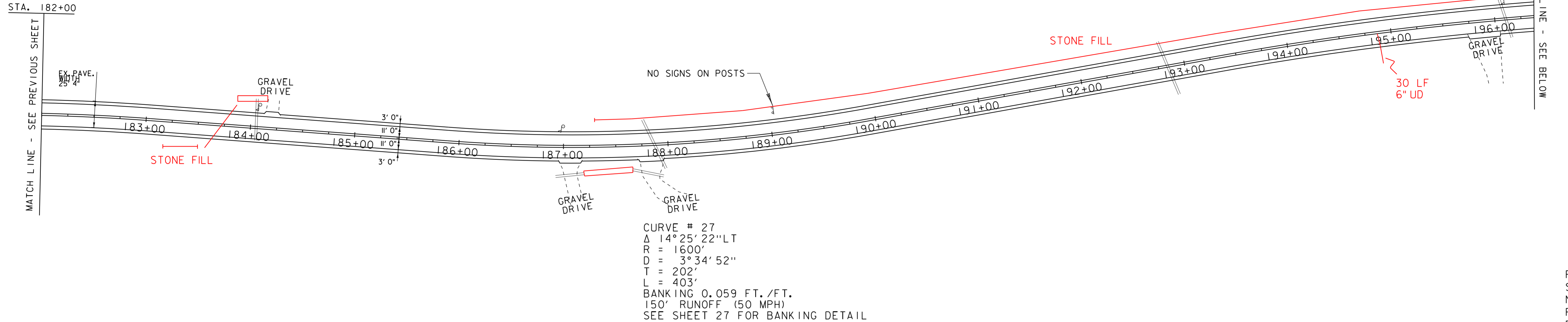
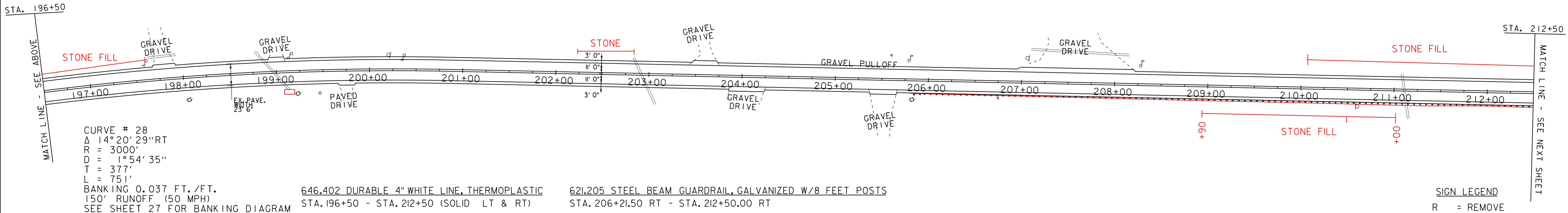
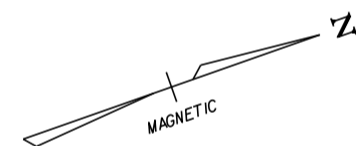


646.402 DURABLE 4" WHITE LINE, THERMOPLASTIC
 STA. 182+00 - STA. 196+50 (SOLID LT & RT)
 646.412 DURABLE 4" YELLOW LINE, THERMOPLASTIC
 STA. 182+00 - STA. 196+50 (SOLID LT & RT)
 646.602 TEMPORARY 4" WHITE LINE, PAINT
 STA. 182+00 - STA. 196+50 (SOLID LT & RT)
 646.612 TEMPORARY 4" YELLOW LINE, PAINT
 STA. 182+00 - STA. 196+50 (SOLID LT & RT)



SIGN LEGEND
 R = REMOVE
 S = SALVAGE
 N = NEW
 RET = RETAIN
 B-B = BACK TO BACK



SIGN LEGEND
 R = REMOVE
 S = SALVAGE
 N = NEW
 RET = RETAIN
 B-B = BACK TO BACK

646.402 DURABLE 4" WHITE LINE, THERMOPLASTIC
 STA. 196+50 - STA. 212+50 (SOLID LT & RT)
 646.412 DURABLE 4" YELLOW LINE, THERMOPLASTIC
 STA. 196+50 - STA. 212+50 (SOLID LT & RT)
 646.602 TEMPORARY 4" WHITE LINE, PAINT
 STA. 196+50 - STA. 212+50 (SOLID LT & RT)
 646.612 TEMPORARY 4" YELLOW LINE, PAINT
 STA. 196+50 - STA. 212+50 (SOLID LT & RT)

621.205 STEEL BEAM GUARDRAIL, GALVANIZED W/8 FEET POSTS
 STA. 206+21.50 RT - STA. 212+50.00 RT
 621.51 MANUFACTURED TERMINAL SECTION, TANGENT
 STA. 205+84.00 RT - STA. 206+21.50 RT
 621.80 REMOVAL AND DISPOSAL OF GUARDRAIL
 STA. 205+84 RT - STA. 212+50 RT
 676.10 DELINEATOR WITH STEEL POST, WHITE
 STA. 205+84.00 RT

DATUM
 VERTICAL N/A
 HORIZONTAL N/A

SCALE 1" = 50'-0"

PROJECT LAYOUT SHEET 8

PROJECT NAME: MORETOWN-DUXBURY-MORETOWN
 PROJECT NUMBER: STP 2507 (1)S
 FILE NAME: p05b050.dgn
 PROJECT LEADER: EPD
 DESIGNED BY: CDL
 PLOT FILE: p05b050pl08.i
 PLOT DATE: 31-OCT-2012 16:09
 DRAWN BY: SJB/RHB
 CHECKED BY: EPD
 SHEET 20 OF 33