


CURVE # 6
 Δ 8°44'03"RT
 R = 1000'
 D = 5°43'46"
 T = 76'
 L = 152'
 BANKING 0.060 FT./FT.
 130' RUNOFF (40 MPH)
 SEE SHEET 25 FOR BANKING DETAIL

TOWN LINE
 MORETOWN STA. 60+85.28 = MM 1.153
 DUXBURY STA. 0+00.00 = MM 0.000

STA 54+44 - STA 55+98 RT
 621.205 STEEL BEAM GUARDRAIL, GALVANIZED W/8 FEET POSTS
 STA. 0+47.50 RT - STA. 2+97.50 RT
 621.50 MANUFACTURED TERMINAL SECTION, FLARED
 STA. 0+10.00 RT - STA. 0+47.50 RT
 STA. 2+97.50 RT - STA. 3+35.00 RT
 621.80 REMOVAL AND DISPOSAL OF GUARDRAIL
 STA. 0+66 RT - STA. 3+10 RT

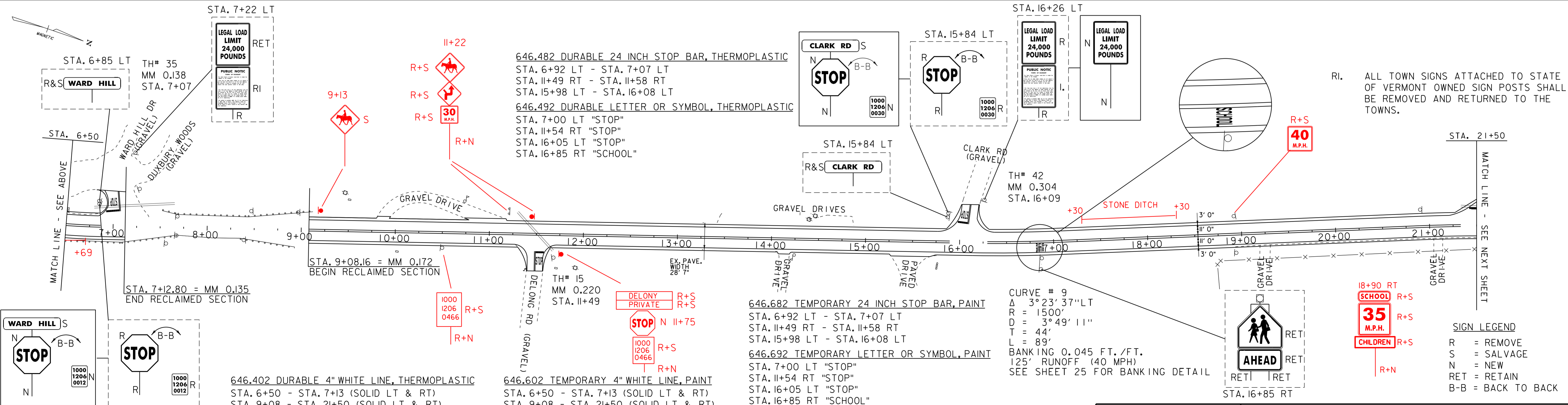
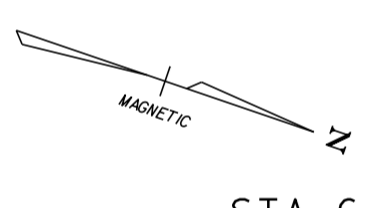
675.50 REMOVING SIGNS
 AS SHOWN - 1
 676.10 DELINEATOR WITH STEEL POST, WHITE
 STA. 0+10.00 RT
 STA. 3+35.00 RT
 621.60 ANCHOR
 M 54+58.5 lea D 0+51.5 RT
 M 55+83.5 lea D 3+51.5 RT
 M 55+83.5 lea D 6+64 RT

NOTE: CONSTRUCT EARTH BERM FROM STA. 6+00 LT TO STA. 6+40 LT USING EXCAVATED DITCH MATERIAL. PAYMENT FOR BERM CONSTRUCTION SHALL BE PAID UNDER ITEM 608.25, "ALL PURPOSE EXCAVATOR RENTAL, TYPE I".



646.402 DURABLE 4" WHITE LINE, THERMOPLASTIC
 STA. 52+50 - STA. 60+85 (SOLID LT & RT)
 STA. 0+00 - STA. 6+50 (SOLID LT & RT)
 (WITH EDGELINE BREAKS AT TOWN ROADS)
 646.412 DURABLE 4" YELLOW LINE, THERMOPLASTIC
 STA. 52+50 - STA. 60+85 (SOLID LT & RT)
 STA. 0+00 - STA. 6+50 (SOLID LT & RT)
 (WITH CENTERLINE BREAKS AT TOWN ROADS)
 646.602 TEMPORARY 4" WHITE LINE, PAINT
 STA. 52+50 - STA. 60+85 (SOLID LT & RT)
 STA. 0+00 - STA. 6+50 (SOLID LT & RT)
 (WITH EDGELINE BREAKS AT TOWN ROADS)
 646.612 TEMPORARY 4" YELLOW LINE, PAINT
 STA. 52+50 - STA. 60+85 (SOLID LT & RT)
 STA. 0+00 - STA. 6+50 (SOLID LT & RT)
 (WITH CENTERLINE BREAKS AT TOWN ROADS)

SIGN LEGEND
 R = REMOVE
 S = SALVAGE
 N = NEW
 RET = RETAIN
 B-B = BACK TO BACK



646.482 DURABLE 24 INCH STOP BAR, THERMOPLASTIC
 STA. 6+92 LT - STA. 7+07 LT
 STA. 11+49 RT - STA. 11+58 RT
 STA. 15+98 LT - STA. 16+08 LT
 646.492 DURABLE LETTER OR SYMBOL, THERMOPLASTIC
 STA. 7+00 LT "STOP"
 STA. 11+54 RT "STOP"
 STA. 16+05 LT "STOP"
 STA. 16+85 RT "SCHOOL"

646.682 TEMPORARY 24 INCH STOP BAR, PAINT
 STA. 6+92 LT - STA. 7+07 LT
 STA. 11+49 RT - STA. 11+58 RT
 STA. 15+98 LT - STA. 16+08 LT
 646.692 TEMPORARY LETTER OR SYMBOL, PAINT
 STA. 7+00 LT "STOP"
 STA. 11+54 RT "STOP"
 STA. 16+05 LT "STOP"
 STA. 16+85 RT "SCHOOL"

646.402 DURABLE 4" WHITE LINE, THERMOPLASTIC
 STA. 6+50 - STA. 7+13 (SOLID LT & RT)
 STA. 9+08 - STA. 21+50 (SOLID LT & RT)
 (WITH EDGELINE BREAKS AT TOWN ROADS)
 646.412 DURABLE 4" YELLOW LINE, THERMOPLASTIC
 STA. 6+50 - STA. 7+13 (SOLID LT & RT)
 STA. 9+08 - STA. 21+50 (SOLID LT & RT)
 (WITH CENTERLINE BREAKS AT TOWN ROADS)
 646.602 TEMPORARY 4" WHITE LINE, PAINT
 STA. 6+50 - STA. 7+13 (SOLID LT & RT)
 STA. 9+08 - STA. 21+50 (SOLID LT & RT)
 (WITH EDGELINE BREAKS AT TOWN ROADS)
 646.612 TEMPORARY 4" YELLOW LINE, PAINT
 STA. 6+50 - STA. 7+13 (SOLID LT & RT)
 STA. 9+08 - STA. 21+50 (SOLID LT & RT)
 (WITH CENTERLINE BREAKS AT TOWN ROADS)

RI. ALL TOWN SIGNS ATTACHED TO STATE OF VERMONT OWNED SIGN POSTS SHALL BE REMOVED AND RETURNED TO THE TOWNS.

SIGN LEGEND
 R = REMOVE
 S = SALVAGE
 N = NEW
 RET = RETAIN
 B-B = BACK TO BACK

DATUM
 VERTICAL N/A
 HORIZONTAL N/A

PROJECT LAYOUT SHEET 2

PROJECT NAME: MORETOWN-DUXBURY-MORETOWN
 PROJECT NUMBER: STP 2507 (1)S
 FILE NAME: p05b050.dgn
 PROJECT LEADER: EPD
 DESIGNED BY: CDL
 PLOT FILE: p05b050p102.i
 PLOT DATE: 31-OCT-2012 16:08
 DRAWN BY: SJB/RHB
 CHECKED BY: EPD
 SHEET 14 OF 33

