

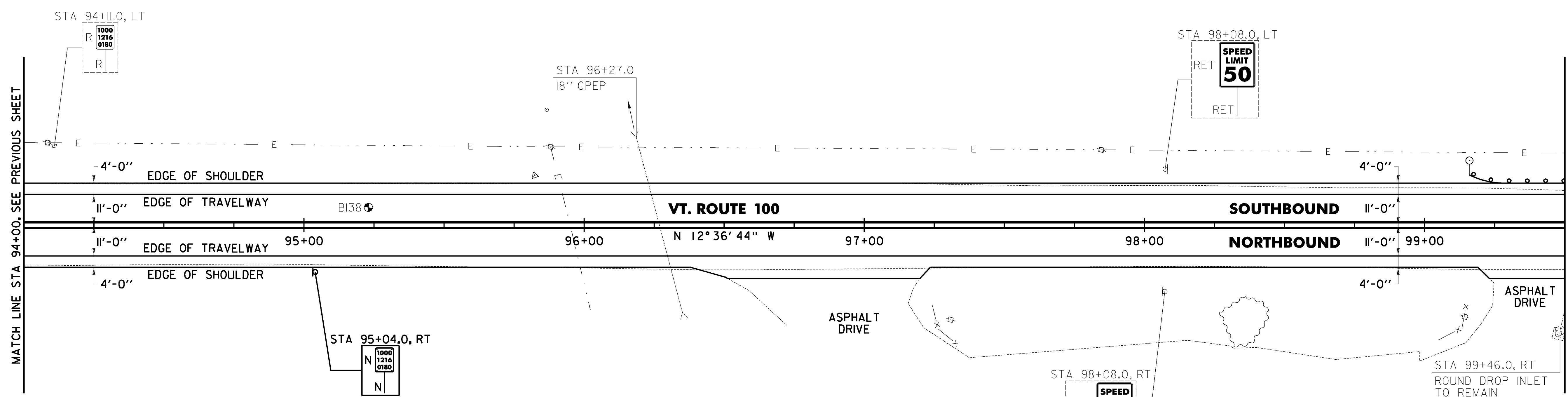

646.402 DURABLE 4 INCH WHITE LINE, THERMOPLASTIC OR  
 646.403 DURABLE 4 INCH WHITE LINE, EPOXY PAINT OR  
 646.404 DURABLE 4 INCH WHITE LINE, POLYUREA  
 (ALL LINES WILL INCLUDE EDGE LINE BREAKS AND  
 RADII FOR TOWN HIGHWAYS)  
 WAITSFIELD:  
 STA 94+00.00 - STA 99+50.00 LT & RT

646.412 DURABLE 4 INCH YELLOW LINE, THERMOPLASTIC OR  
 646.413 DURABLE 4 INCH YELLOW LINE, EPOXY PAINT OR  
 646.414 DURABLE 4 INCH YELLOW LINE, POLYUREA  
 (ALL LINES WILL INCLUDE C/L BREAKS FOR  
 TOWN HIGHWAYS) S=SOLID, D=DASHED  
 WAITSFIELD:  
 STA 94+00.00 - STA 99+50.00 LT C RT  
 S - S

646.602 TEMPORARY 4 INCH WHITE LINE, PAINT  
 (ALL LINES WILL INCLUDE EDGE LINE BREAKS AND  
 RADII FOR TOWN HIGHWAYS)  
 WAITSFIELD:  
 STA 94+00.00 - STA 99+50.00 LT & RT

646.612 TEMPORARY 4 INCH YELLOW LINE, PAINT  
 (ALL LINES WILL INCLUDE C/L BREAKS FOR  
 TOWN HIGHWAYS) S=SOLID, D=DASHED  
 WAITSFIELD:  
 STA 94+00.00 - STA 99+50.00 LT C RT  
 S - S

675.50 REMOVING SIGNS  
 AS SHOWN - I



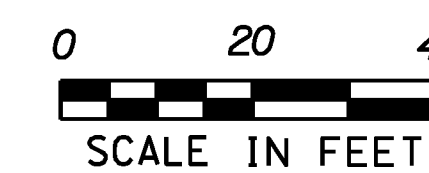
SOIL BORING DATA			
BORING #	DEPTH (FT.)	PCC	COMMENTS
BI38	5.0	NO	

621.80 REMOVAL AND DISPOSAL OF GUARDRAIL  
 WAITSFIELD:  
 STA 99+34.0 - STA 99+50.0 LT (16.0 LF)

676.10 DELINEATOR WITH STEEL POST  
 WAITSFIELD:  
 STA 99+16.7 LT

900.640 SPECIAL PROVISION (BOX BEAM GUARDRAIL W/7 FEET POSTS)  
 WAITSFIELD:  
 STA 99+16.7 - STA 99+50.0 LT (33.3 LF)

**SIGN LEGEND**  
 R = REMOVE  
 S = SALVAGE  
 N = NEW  
 RET = RETAIN  
 B-B = BACK TO BACK  
 EXISTING = -----  
 NEW = \_\_\_\_\_  
 ⊙ = RETURN TO THE  
 TOWN OF WAITSFIELD



**PROJECT  
 LAYOUT  
 SHEET #71**

PROJECT NAME: WARREN - WAITSFIELD  
 PROJECT NUMBER: STP 2506(1)

FILE NAME: p05b048.dgn  
 PROJECT LEADER: D.E.G.  
 DESIGNED BY: M.J.M.  
 IPARM FILE: p05b048I71

PLOT DATE: 12/20/2012  
 DRAWN BY: W.G.P.  
 CHECKED BY: D.E.G.  
 SHEET 97 OF 310