

646.402 DURABLE 4 INCH WHITE LINE, THERMOPLASTIC OR
 646.403 DURABLE 4 INCH WHITE LINE, EPOXY PAINT OR
 646.404 DURABLE 4 INCH WHITE LINE, POLYUREA
 (ALL LINES WILL INCLUDE EDGE LINE BREAKS AND
 RADII FOR TOWN HIGHWAYS)
 WAITSFIELD:
 STA 33+50.00 - STA 39+00.00 LT & RT

646.412 DURABLE 4 INCH YELLOW LINE, THERMOPLASTIC OR
 646.413 DURABLE 4 INCH YELLOW LINE, EPOXY PAINT OR
 646.414 DURABLE 4 INCH YELLOW LINE, POLYUREA
 (ALL LINES WILL INCLUDE C/L BREAKS FOR
 TOWN HIGHWAYS) S=SOLID, D=DASHED
 WAITSFIELD:
 STA 33+50.00 - STA 39+00.00 LT ☐ RT
 S - S

646.602 TEMPORARY 4 INCH WHITE LINE, PAINT
 (ALL LINES WILL INCLUDE EDGE LINE BREAKS AND
 RADII FOR TOWN HIGHWAYS)
 WAITSFIELD:
 STA 33+50.00 - STA 39+00.00 LT & RT

646.612 TEMPORARY 4 INCH YELLOW LINE, PAINT
 (ALL LINES WILL INCLUDE C/L BREAKS FOR
 TOWN HIGHWAYS) S=SOLID, D=DASHED
 WAITSFIELD:
 STA 33+50.00 - STA 39+00.00 LT ☐ RT
 S - S

646.482 DURABLE 24 INCH STOP BAR, THERMOPLASTIC OR
 646.483 DURABLE 24 INCH STOP BAR, EPOXY PAINT OR
 646.484 DURABLE 24 INCH STOP BAR, POLYUREA
 WAITSFIELD:
 STA 34+74.24 RT, TH-3I

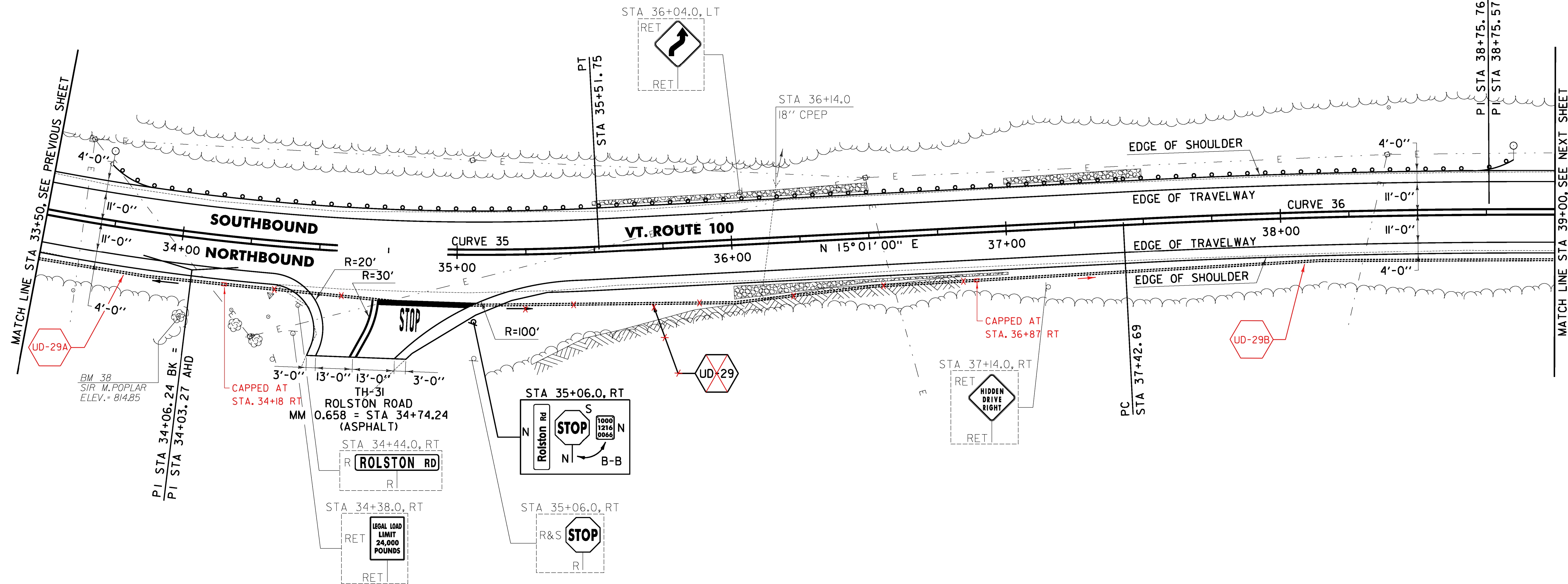

646.492 DURABLE LETTER OR SYMBOL, THERMOPLASTIC OR
 646.493 DURABLE LETTER OR SYMBOL, EPOXY PAINT OR
 646.494 DURABLE LETTER OR SYMBOL, POLYUREA
 WAITSFIELD:
 STA 34+74.24 RT, TH-3I, "S,T,O,P" (4 EA)

646.682 TEMPORARY 24 INCH STOP BAR, PAINT
 WAITSFIELD:
 STA 34+74.24 RT, TH-3I

646.692 TEMPORARY LETTER OR SYMBOL, PAINT
 WAITSFIELD:
 STA 34+74.24 RT, TH-3I, "S,T,O,P" (8 EA)

675.50 REMOVING SIGNS
 AS SHOWN - 2

675.60 ERECTING SALVAGED SIGNS
 AS SHOWN - 1



613.10 STONE FILL, TYPE I
 WAITSFIELD:
 STA 35+50.0 - STA 36+50.0 LT (4.4 CY)
 STA 36+00.0 - STA 37+00.0 RT (9.6 CY)
 STA 37+00.0 - STA 37+50.0 LT (6.1 CY)

621.80 REMOVAL AND DISPOSAL OF GUARDRAIL
 WAITSFIELD:
 STA 33+87.0 - STA 36+17.0 LT (230.0 LF)
 STA 37+00.0 - STA 37+50.0 LT (17.7 SY)

651.40 GRUBBING MATERIAL
 WAITSFIELD:
 STA 35+50.0 - STA 36+50.0 LT (25.9 SY)
 STA 36+00.0 - STA 37+00.0 RT (27.4 SY)
 STA 37+00.0 - STA 37+50.0 LT (17.7 SY)

653.20 TEMPORARY EROSION MATTING
 WAITSFIELD:
 STA 35+50.0 - STA 36+50.0 LT (25.9 SY)
 STA 36+00.0 - STA 37+00.0 RT (27.4 SY)
 STA 37+00.0 - STA 37+50.0 LT (17.7 SY)

676.10 DELINEATOR WITH STEEL POST
 WAITSFIELD:
 STA 33+71.0 LT
 STA 38+85.0 LT

649.31 GEOTEXTILE UNDER STONE FILL
 WARREN:
 STA 35+50.0 - STA 36+50.0 LT (48.1 SY)
 STA 36+00.0 - STA 37+00.0 RT (49.6 SY)
 STA 37+00.0 - STA 37+50.0 LT (28.8 SY)

900.640 SPECIAL PROVISION (BOX BEAM GUARDRAIL W/7 FEET POSTS)
 WAITSFIELD:
 STA 33+71.0 - STA 38+85.0 LT (514.0 LF)

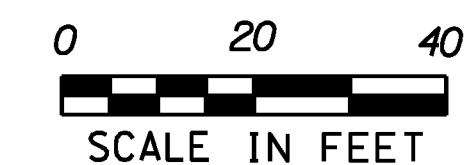
CURVE 35
 $\Delta = 19^\circ 49' 01''$
 $D = 6^\circ 44' 26''$
 $R = 850.00'$
 $T = 148.48'$
 $L = 293.99'$
 $E = 12.87'$
 $e = 0.060 \text{ FT/FT}$

CURVE 36
 $\Delta = 5^\circ 15' 16''$
 $D = 1^\circ 58' 33''$
 $R = 2900.00'$
 $T = 133.07'$
 $L = 265.94'$
 $E = 3.05'$
 $e = 0.038 \text{ FT/FT}$

SIGN LEGEND
 R = REMOVE
 S = SALVAGE
 N = NEW
 RET = RETAIN
 B-B = BACK TO BACK
 EXISTING = -----
 NEW = _____
 ☉ = RETURN TO THE TOWN OF WAITSFIELD

NOTE:
 1. PAVING LIMIT ON ALL TOWN HIGHWAYS SHALL BE MEASURED 25 FT BACK FROM VT. ROUTE 100 EDGE OF SHOULDER UNLESS DENOTED OTHERWISE ON THE PLANS OR AS DIRECTED BY THE ENGINEER.

LEGEND
 ITEM 613.10 STONE FILL, TYPE I
 ITEM 653.20 TEMPORARY EROSION MATTING



PROJECT LAYOUT SHEET #60	PROJECT NAME: WARREN - WAITSFIELD	PLOT DATE: 12/20/2012
	PROJECT NUMBER: STP 2506(1)	DRAWN BY: W.G.P.
	FILE NAME: p05b048.dgn	CHECKED BY: D.E.G.
	PROJECT LEADER: D.E.G.	SHEET 86 OF 310
	DESIGNED BY: M.J.M.	
	IPARM FILE: p05b048i60.i	

FILE NAME = I:\17762\CADD\MSTN\STP 2506\p05b048_Contract Plans.dgn
 DATE/TIME = 12/20/2012 4:06:56