

646.402 DURABLE 4 INCH WHITE LINE, THERMOPLASTIC OR
 646.403 DURABLE 4 INCH WHITE LINE, EPOXY PAINT OR
 646.404 DURABLE 4 INCH WHITE LINE, POLYUREA
 (ALL LINES WILL INCLUDE EDGE LINE BREAKS AND
 RADII FOR TOWN HIGHWAYS)
 WARREN:
 STA 231+00.00 - STA 236+50.00 LT & RT

646.412 DURABLE 4 INCH YELLOW LINE, THERMOPLASTIC OR
 646.413 DURABLE 4 INCH YELLOW LINE, EPOXY PAINT OR
 646.414 DURABLE 4 INCH YELLOW LINE, POLYUREA
 (ALL LINES WILL INCLUDE C/L BREAKS FOR
 TOWN HIGHWAYS) S=SOLID, D=DASHED
 WARREN:
 STA 231+00.00 - STA 236+50.00 LT C RT
 STA 233+69.28 DOUBLE SOLID LT, TH-46 S - S

646.482 DURABLE 24 INCH STOP BAR, THERMOPLASTIC OR
 646.483 DURABLE 24 INCH STOP BAR, EPOXY PAINT OR
 646.484 DURABLE 24 INCH STOP BAR, POLYUREA
 WARREN:
 STA 233+69.28 LT, TH-46

646.492 DURABLE LETTER OR SYMBOL, THERMOPLASTIC OR
 646.493 DURABLE LETTER OR SYMBOL, EPOXY PAINT OR
 646.494 DURABLE LETTER OR SYMBOL, POLYUREA
 WARREN:
 STA 233+69.28 LT, TH-46, "S,T,O,P" (4 EA)

646.602 TEMPORARY 4 INCH WHITE LINE, PAINT
 (ALL LINES WILL INCLUDE EDGE LINE BREAKS AND
 RADII FOR TOWN HIGHWAYS)
 WARREN:
 STA 231+00.00 - STA 236+50.00 LT & RT

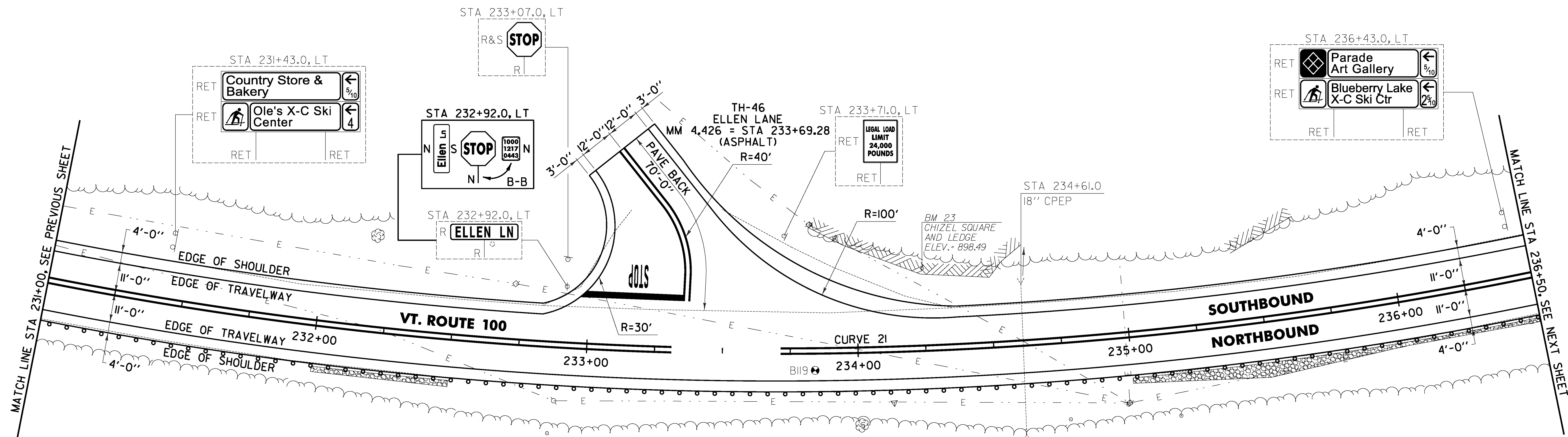
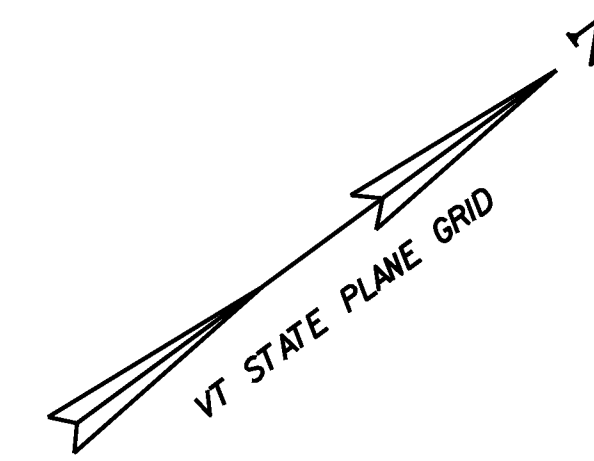
646.612 TEMPORARY 4 INCH YELLOW LINE, PAINT
 (ALL LINES WILL INCLUDE C/L BREAKS FOR
 TOWN HIGHWAYS) S=SOLID, D=DASHED LT C RT
 WARREN:
 STA 231+00.00 - STA 236+50.00 S - S
 STA 233+69.28 DOUBLE SOLID LT, TH-46

646.682 TEMPORARY 24 INCH STOP BAR, PAINT
 WARREN:
 STA 233+69.28 LT, TH-46

646.692 TEMPORARY LETTER OR SYMBOL, PAINT
 WARREN:
 STA 233+69.28 LT, TH-46, "S,T,O,P" (8 EA)

675.50 REMOVING SIGNS
 AS SHOWN - 2

675.60 ERECTING SALVAGED SIGNS
 AS SHOWN - 1



649.31 GEOTEXTILE UNDER STONE FILL
 WARREN:
 STA 232+00.0 - STA 232+50.0 RT (25.8 SY)
 STA 235+00.0 - STA 236+50.0 RT (93.3 SY)

613.10 STONE FILL, TYPE I
 WARREN:
 STA 232+00.0 - STA 232+50.0 RT (5.1CY)
 STA 235+00.0 - STA 236+50.0 RT (20.7 CY)

621.80 REMOVAL AND DISPOSAL OF GUARDRAIL
 WARREN:
 STA 231+00.0 - STA 236+50.0 RT (550.0 LF)

651.40 GRUBBING MATERIAL
 WARREN:
 STA 232+00.0 - STA 232+50.0 RT (14.6 SY)
 STA 235+00.0 - STA 236+50.0 RT (59.9 SY)

653.20 TEMPORARY EROSION MATTING
 WARREN:
 STA 232+00.0 - STA 232+50.0 RT (14.6 SY)
 STA 235+00.0 - STA 236+50.0 RT (59.9 SY)

900.640 SPECIAL PROVISION (BOX BEAM GUARDRAIL W/7 FEET POSTS)
 WARREN:
 STA 231+00.0 - STA 236+50.0 RT (550.0 LF)

SOIL BORING DATA			
BORING #	DEPTH (FT.)	PCC	COMMENTS
B119	5.0	NO	

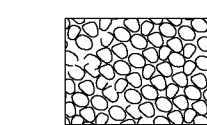
CURVE 21
 $\Delta = 32^\circ 35' 58''$
 $D = 4^\circ 07' 19''$
 $R = 1390.00'$
 $T = 406.46'$
 $L = 790.86'$
 $E = 58.21'$
 $e = 0.065 \text{ FT/FT}$

SIGN LEGEND
 R = REMOVE
 S = SALVAGE
 N = NEW
 RET = RETAIN
 B-B = BACK TO BACK
 EXISTING = -----
 NEW = _____
 ⊙ = RETURN TO THE TOWN OF WARREN


NOTE:

1. PAVING LIMIT ON ALL TOWN HIGHWAYS SHALL BE MEASURED 25 FT BACK FROM VT. ROUTE 100 EDGE OF SHOULDER UNLESS DENOTED OTHERWISE ON THE PLANS OR AS DIRECTED BY THE ENGINEER.

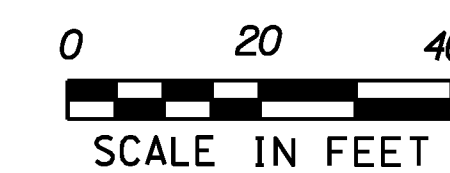
LEGEND



ITEM 613.10 STONE FILL, TYPE I



ITEM 653.20 TEMPORARY EROSION MATTING



PROJECT LAYOUT SHEET #35

PROJECT NAME: WARREN - WAITSFIELD

PROJECT NUMBER: STP 2506(1)

FILE NAME: p05b048.dgn

PROJECT LEADER: D.E.G.

DESIGNED BY: M.J.M.

IPARM FILE: p05b048i35.i

PLOT DATE: 12/20/2012

DRAWN BY: W.G.P.

CHECKED BY: D.E.G.

SHEET 61 OF 310