

646.402 DURABLE 4 INCH WHITE LINE, THERMOPLASTIC OR
 646.403 DURABLE 4 INCH WHITE LINE, EPOXY PAINT OR
 646.404 DURABLE 4 INCH WHITE LINE, POLYUREA
 (ALL LINES WILL INCLUDE EDGE LINE BREAKS AND
 RADII FOR TOWN HIGHWAYS)
 WARREN:
 STA 191+50.00 - STA 197+50.00 LT & RT

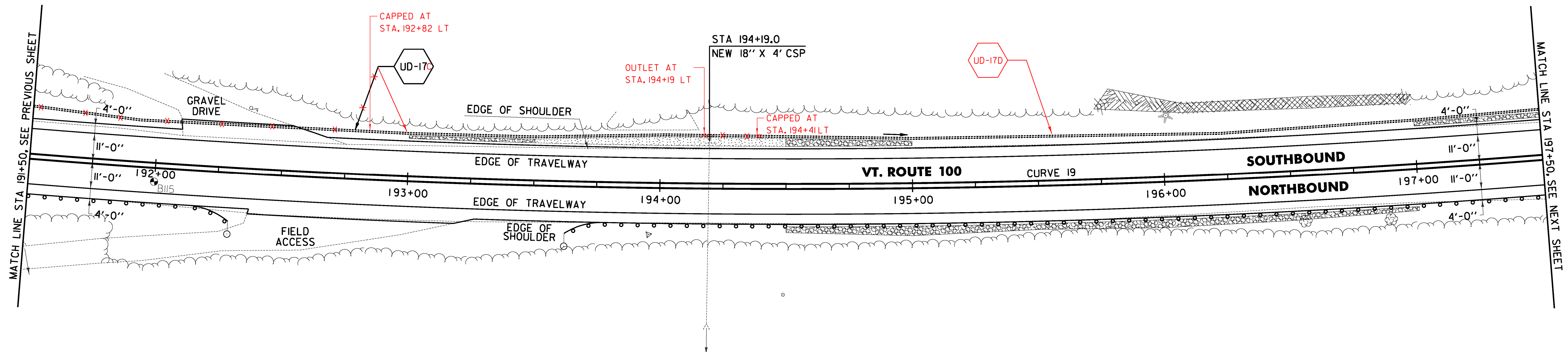

646.412 DURABLE 4 INCH YELLOW LINE, THERMOPLASTIC OR
 646.413 DURABLE 4 INCH YELLOW LINE, EPOXY PAINT OR
 646.414 DURABLE 4 INCH YELLOW LINE, POLYUREA
 (ALL LINES WILL INCLUDE C/L BREAKS FOR
 TOWN HIGHWAYS) S=SOLID, D=DASHED
 WARREN:
 STA 191+50.00 - STA 197+50.00

646.602 TEMPORARY 4 INCH WHITE LINE, PAINT
 (ALL LINES WILL INCLUDE EDGE LINE BREAKS AND
 RADII FOR TOWN HIGHWAYS)
 WARREN:
 STA 191+50.00 - STA 197+50.00 LT & RT

646.612 TEMPORARY 4 INCH YELLOW LINE, PAINT
 (ALL LINES WILL INCLUDE C/L BREAKS FOR
 TOWN HIGHWAYS) S=SOLID, D=DASHED
 WARREN:
 STA 191+50.00 - STA 197+50.00

LT C RT
 S - S

LT C RT
 S - S



613.10 STONE FILL, TYPE I

WARREN:
 STA 193+00.0 - STA 193+50.0 LT (3.5 CY)
 STA 194+50.0 - STA 195+00.0 LT (5.6 CY)
 STA 194+50.0 - STA 197+00.0 RT (35.2 CY)
 STA 197+00.0 - STA 197+50.0 LT (2.2 CY)

621.80 REMOVAL AND DISPOSAL OF GUARDRAIL

WARREN:
 STA 191+50.0 - STA 192+30.0 RT (80.0 LF)
 STA 193+73.0 - STA 197+50.0 RT (377.0 LF)

651.40 GRUBBING MATERIAL

WARREN:
 STA 193+00.0 - STA 193+50.0 LT (9.8 SY)
 STA 193+50.0 - STA 194+50.0 LT (37.0 SY)
 STA 194+50.0 - STA 195+00.0 LT (16.1 SY)
 STA 194+50.0 - STA 197+00.0 RT (102.2 SY)
 STA 197+00.0 - STA 197+50.0 LT (11.2 SY)

653.20 TEMPORARY EROSION MATTING

WARREN:
 STA 193+00.0 - STA 193+50.0 LT (9.8 SY)
 STA 193+50.0 - STA 194+50.0 LT (37.0 SY)
 STA 194+50.0 - STA 195+00.0 LT (16.1 SY)
 STA 194+50.0 - STA 197+00.0 RT (102.2 SY)
 STA 197+00.0 - STA 197+50.0 LT (11.2 SY)

649.31 GEOTEXTILE UNDER STONE FILL

WARREN:
 STA 193+00.0 - STA 193+50.0 LT (20.9 SY)
 STA 194+50.0 - STA 195+00.0 LT (27.2 SY)
 STA 194+50.0 - STA 197+00.0 RT (157.8 SY)
 STA 197+00.0 - STA 197+50.0 LT (22.3 SY)

900.640 SPECIAL PROVISION (BOX BEAM GUARDRAIL W/7 FEET POSTS)

WARREN:
 STA 191+50.0 - STA 192+32.0 RT (82.0 LF)
 STA 193+62.5 - STA 197+50.0 RT (387.5 LF)

676.10 DELINEATOR WITH STEEL POST

WARREN:
 STA 192+32.0 RT
 STA 193+62.5 RT

SOIL BORING DATA			
BORING #	DEPTH (FT.)	PCC	COMMENTS
B115	5.0	NO	

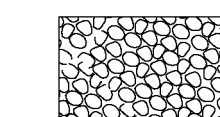

CURVE 19

$\Delta = 20^\circ 16' 44''$
 $D = 1^\circ 30' 28''$
 $R = 3800.00'$
 $T = 679.58'$
 $L = 1344.95'$
 $E = 60.29'$
 $e = 0.031 \text{ FT/FT}$

SIGN LEGEND

R = REMOVE
 S = SALVAGE
 N = NEW
 RET = RETAIN
 B-B = BACK TO BACK
 EXISTING = -----
 NEW = _____
 ⊙ = RETURN TO THE TOWN OF WARREN

LEGEND

-  ITEM 613.10 STONE FILL, TYPE I
-  ITEM 653.20 TEMPORARY EROSION MATTING



PROJECT LAYOUT SHEET #28

PROJECT NAME: WARREN - WAITSFIELD

PROJECT NUMBER: STP 2506(1)

FILE NAME: p05b048.dgn

PROJECT LEADER: D.E.G.

DESIGNED BY: M.J.M.

IPARM FILE: p05b048i28.1

PLOT DATE: 12/20/2012

DRAWN BY: W.G.P.

CHECKED BY: D.E.G.

SHEET 54 OF 310

FILE NAME = I:\17762\CADD\MSTN\STP_2506\p05b048_Contract_Plan.dgn
 DATE/TIME = 12/20/2012
 USER = 4866