

646.402 DURABLE 4 INCH WHITE LINE, THERMOPLASTIC OR  
 646.403 DURABLE 4 INCH WHITE LINE, EPOXY PAINT OR  
 646.404 DURABLE 4 INCH WHITE LINE, POLYUREA  
 (ALL LINES WILL INCLUDE EDGE LINE BREAKS AND  
 RADII FOR TOWN HIGHWAYS)  
 WARREN:  
 STA 77+50.00 - STA 83+00.00 LT & RT

646.412 DURABLE 4 INCH YELLOW LINE, THERMOPLASTIC OR  
 646.413 DURABLE 4 INCH YELLOW LINE, EPOXY PAINT OR  
 646.414 DURABLE 4 INCH YELLOW LINE, POLYUREA  
 (ALL LINES WILL INCLUDE C/L BREAKS FOR  
 TOWN HIGHWAYS) S=SOLID, D=DASHED  
 WARREN:  
 STA 77+50.00 - STA 80+50.00 LT @ RT  
 STA 80+50.00 - STA 83+00.00 D - S  
 STA 82+68.48 DOUBLE SOLID RT, TH-47 S - S

646.482 DURABLE 24 INCH STOP BAR, THERMOPLASTIC OR  
 646.483 DURABLE 24 INCH STOP BAR, EPOXY PAINT OR  
 646.484 DURABLE 24 INCH STOP BAR, POLYUREA  
 WARREN:  
 STA 82+68.48 RT, TH-47

646.492 DURABLE LETTER OR SYMBOL, THERMOPLASTIC OR  
 646.493 DURABLE LETTER OR SYMBOL, EPOXY PAINT OR  
 646.494 DURABLE LETTER OR SYMBOL, POLYUREA  
 WARREN:  
 STA 82+68.48 RT, TH-47, "S,T,O,P" (4 EA)

646.602 TEMPORARY 4 INCH WHITE LINE, PAINT  
 (ALL LINES WILL INCLUDE EDGE LINE BREAKS AND  
 RADII FOR TOWN HIGHWAYS)  
 WARREN:  
 STA 77+50.00 - STA 83+00.00 LT & RT

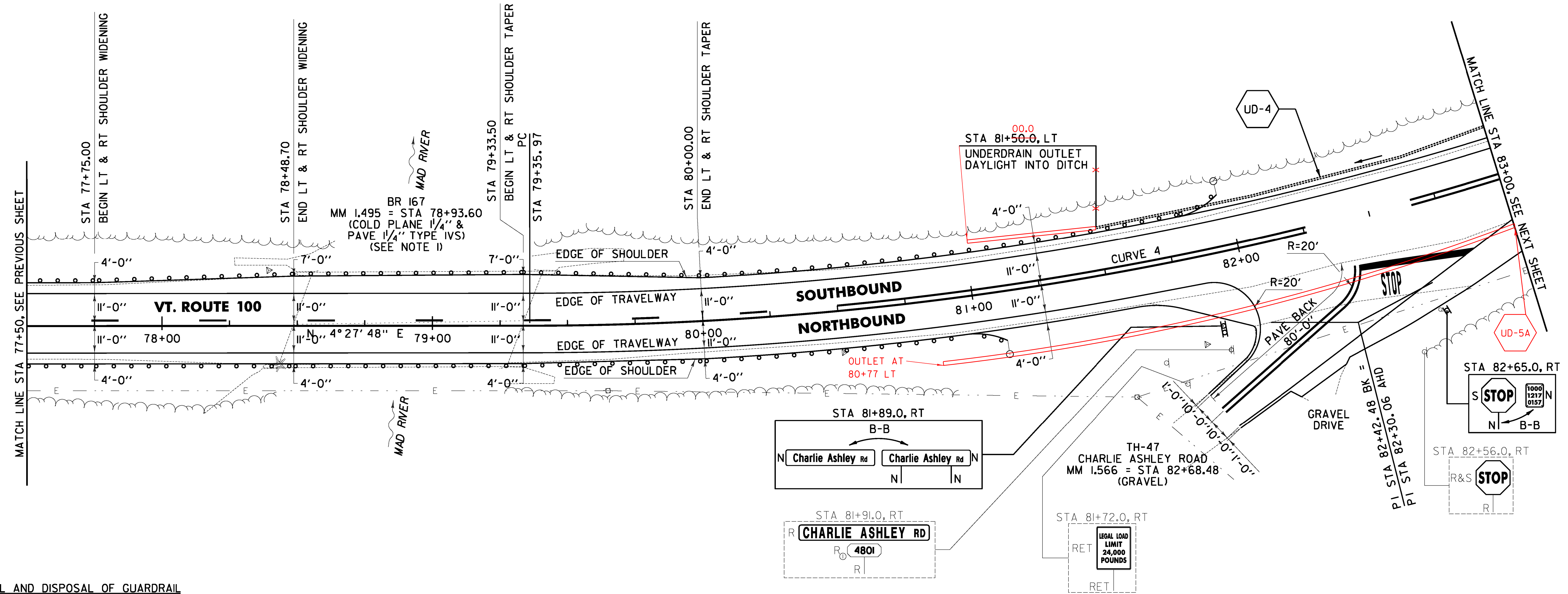
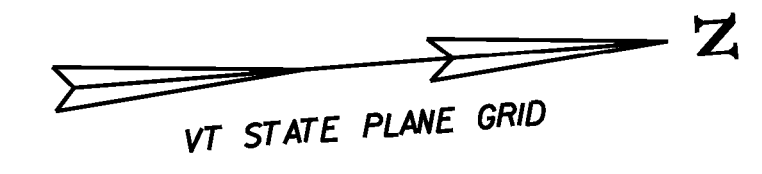
646.612 TEMPORARY 4 INCH YELLOW LINE, PAINT  
 (ALL LINES WILL INCLUDE C/L BREAKS FOR  
 TOWN HIGHWAYS) S=SOLID, D=DASHED  
 WARREN:  
 STA 77+50.00 - STA 80+50.00 LT @ RT  
 STA 80+50.00 - STA 83+00.00 D - S  
 STA 82+68.48 DOUBLE SOLID RT, TH-47 S - S

646.682 TEMPORARY 24 INCH STOP BAR, PAINT  
 WARREN:  
 STA 82+68.48 RT, TH-47

646.692 TEMPORARY LETTER OR SYMBOL, PAINT  
 WARREN:  
 STA 82+68.48 RT, TH-47, "S,T,O,P" (8 EA)

675.50 REMOVING SIGNS  
 AS SHOWN - 3

675.60 ERECTING SALVAGED SIGNS  
 AS SHOWN - 1



621.80 REMOVAL AND DISPOSAL OF GUARDRAIL  
 WARREN:  
 STA 77+50.0 - STA 78+42.0 RT (92.0 LF)  
 STA 77+50.0 - STA 78+55.5 LT (105.5 LF)  
 STA 79+29.5 - STA 80+92.0 RT (162.5 LF)  
 STA 79+43.0 - STA 81+83.0 LT (240.0 LF)

676.10 DELINEATOR WITH STEEL POST  
 WARREN:  
 STA 81+0.8 RT  
 STA 81+96.3 LT

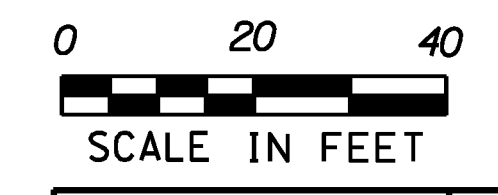
900.620 SPECIAL PROVISION (GUARDRAIL APPROACH SECTION, GALVANIZED 2 RAIL BOX BEAM)  
 WARREN:  
 STA 78+09.7 - STA 78+42.0 RT (1 EA)  
 STA 78+23.2 - STA 78+55.5 LT (1 EA)  
 STA 79+29.5 - STA 79+61.8 RT (1 EA)  
 STA 79+43.0 - STA 79+75.3 LT (1 EA)

900.640 SPECIAL PROVISION (BOX BEAM GUARDRAIL W/7 FEET POSTS)  
 WARREN:  
 STA 77+50.0 - STA 78+09.7 RT (59.7 LF)  
 STA 77+50.0 - STA 78+23.2 LT (73.2 LF)  
 STA 79+61.8 - STA 81+0.8 RT (149.0 LF)  
 STA 79+75.3 - STA 81+96.3 LT (221.0 LF)

NOTES:  
 1. SEE SHEET 306 FOR BR 167 DETAILS.  
 2. PAVING LIMIT ON ALL TOWN HIGHWAYS SHALL BE MEASURED 25 FT BACK FROM VT. ROUTE 100 EDGE OF SHOULDER UNLESS DENOTED OTHERWISE ON THE PLANS OR AS DIRECTED BY THE ENGINEER.

**CURVE 4**  
 $\Delta = 28^\circ 12' 22''$   
 $D = 4^\circ 41' 47''$   
 $R = 1220.00'$   
 $T = 306.51'$   
 $L = 600.59'$   
 $E = 37.91'$   
 $e = 0.055 \text{ FT/FT}$

**SIGN LEGEND**  
 R = REMOVE  
 S = SALVAGE  
 N = NEW  
 RET = RETAIN  
 B-B = BACK TO BACK  
 EXISTING = \_\_\_\_\_  
 NEW = \_\_\_\_\_  
 ⊙ = RETURN TO THE TOWN OF WARREN



**LEGEND**  
 ITEM 613.10 STONE FILL, TYPE I  
 ITEM 653.20 TEMPORARY EROSION MATTING

<b>PROJECT LAYOUT SHEET #7</b>	PROJECT NAME: WARREN - WAITSFIELD
	PROJECT NUMBER: STP 2506(1)
	FILE NAME: p05b048.dgn
	IPARM FILE: p05b048i07.1
	PLOT DATE: 12/20/2012
	DRAWN BY: W.G.P.
	DESIGNED BY: M.J.M.
	CHECKED BY: D.E.G.
	SHEET 33 OF 310

FILE NAME = I:\17762\CADD\MSTN\STP\_2506\p05b048\_Contract\_Plan.dgn  
 DATE/TIME = 12/20/2012 10:15:46  
 USER = 4866