

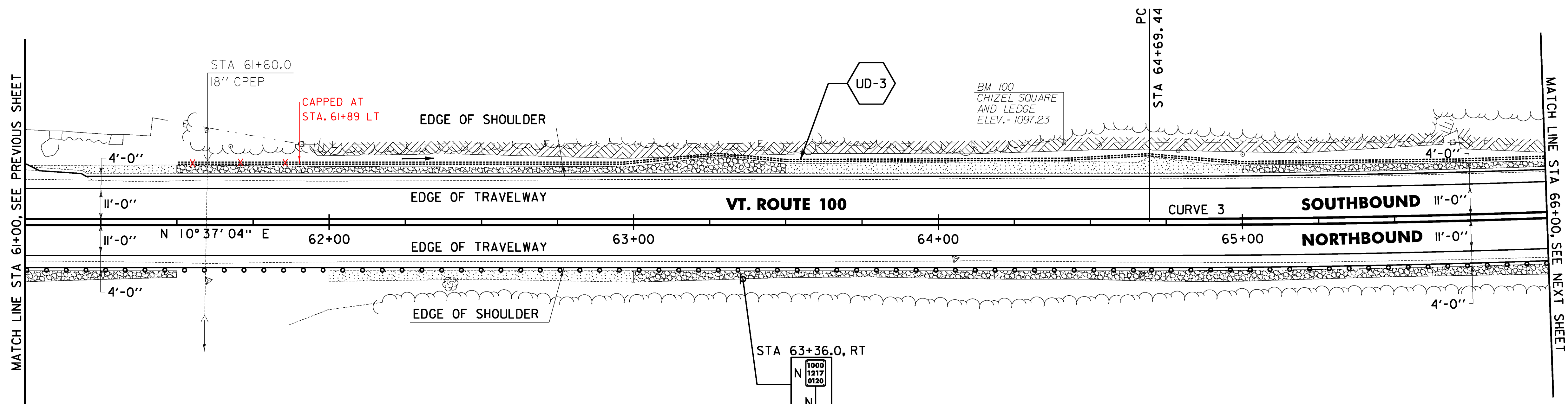

646.402 DURABLE 4 INCH WHITE LINE, THERMOPLASTIC OR  
 646.403 DURABLE 4 INCH WHITE LINE, EPOXY PAINT OR  
 646.404 DURABLE 4 INCH WHITE LINE, POLYUREA  
 (ALL LINES WILL INCLUDE EDGE LINE BREAKS AND  
 RADII FOR TOWN HIGHWAYS)  
 WARREN:  
 STA 61+00.00 - STA 66+00.00 LT & RT

646.412 DURABLE 4 INCH YELLOW LINE, THERMOPLASTIC OR  
 646.413 DURABLE 4 INCH YELLOW LINE, EPOXY PAINT OR  
 646.414 DURABLE 4 INCH YELLOW LINE, POLYUREA  
 (ALL LINES WILL INCLUDE C/L BREAKS FOR  
 TOWN HIGHWAYS) S=SOLID, D=DASHED  
 WARREN:  
 STA 61+00.00 - STA 66+00.00

646.602 TEMPORARY 4 INCH WHITE LINE, PAINT  
 (ALL LINES WILL INCLUDE EDGE LINE BREAKS AND  
 RADII FOR TOWN HIGHWAYS)  
 WARREN:  
 STA 61+00.00 - STA 66+00.00 LT & RT

646.612 TEMPORARY 4 INCH YELLOW LINE, PAINT  
 (ALL LINES WILL INCLUDE C/L BREAKS FOR  
 TOWN HIGHWAYS) S=SOLID, D=DASHED  
 WARREN:  
 STA 61+00.00 - STA 66+00.00

LT C RT  
 S - S



**613.10 STONE FILL, TYPE I**

WARREN:  
 STA 61+00.0 - STA 61+50.0 RT (6.9 CY)  
 STA 61+50.0 - STA 63+50.0 LT (23.8 CY)  
 STA 63+00.0 - STA 66+00.0 RT (46.7 CY)  
 STA 65+00.0 - STA 66+00.0 LT (11.7 CY)

**621.80 REMOVAL AND DISPOSAL OF GUARDRAIL**

WARREN:  
 STA 61+00.0 - STA 66+00.0 RT (500.0 LF)

**651.40 GRUBBING MATERIAL**

WARREN:  
 STA 61+00.0 - STA 61+50.0 RT (19.8 SY)  
 STA 61+00.0 - STA 61+50.0 LT (14.1 SY)  
 STA 61+50.0 - STA 63+50.0 LT (68.4 SY)  
 STA 62+00.0 - STA 63+00.0 RT (47.6 SY)  
 STA 63+00.0 - STA 66+00.0 RT (136.0 SY)  
 STA 63+50.0 - STA 65+00.0 LT (68.7 SY)  
 STA 65+00.0 - STA 66+00.0 LT (33.8 SY)

**653.20 TEMPORARY EROSION MATTING**

WARREN:  
 STA 61+00.0 - STA 61+50.0 RT (19.8 SY)  
 STA 61+00.0 - STA 61+50.0 LT (14.1 SY)  
 STA 61+50.0 - STA 63+50.0 LT (68.4 SY)  
 STA 62+00.0 - STA 63+00.0 RT (47.6 SY)  
 STA 63+00.0 - STA 66+00.0 RT (136.0 SY)  
 STA 63+50.0 - STA 65+00.0 LT (68.7 SY)  
 STA 65+00.0 - STA 66+00.0 LT (33.8 SY)

**649.31 GEOTEXTILE UNDER STONE FILL**

WARREN:  
 STA 61+00.0 - STA 61+50.0 RT (30.9 SY)  
 STA 61+50.0 - STA 63+50.0 LT (112.9 SY)  
 STA 63+00.0 - STA 66+00.0 RT (202.7 SY)  
 STA 65+00.0 - STA 66+00.0 LT (56.0 SY)

**900.640 SPECIAL PROVISION (BOX BEAM GUARDRAIL W/7 FEET POSTS)**

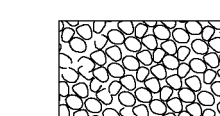

WARREN:  
 STA 61+00.0 - STA 66+00.0 RT (500.0 LF)

**CURVE 3**  
 $\Delta = 6^{\circ}09'16''$   
 $D = 1^{\circ}31'40''$   
 $R = 3750.00'$   
 $T = 201.59'$   
 $L = 402.80'$   
 $E = 5.41'$   
 $e = 0.031 \text{ FT/FT}$

**SIGN LEGEND**

R = REMOVE  
 S = SALVAGE  
 N = NEW  
 RET = RETAIN  
 B-B = BACK TO BACK  
 EXISTING = -----  
 NEW = \_\_\_\_\_  
 ⊙ = RETURN TO THE TOWN OF WARREN

**LEGEND**

-  ITEM 613.10 STONE FILL, TYPE I
-  ITEM 653.20 TEMPORARY EROSION MATTING



**PROJECT LAYOUT SHEET #4**

PROJECT NAME: WARREN - WAITSFIELD

PROJECT NUMBER: STP 2506(1)

FILE NAME: p05b048.dgn

PROJECT LEADER: D.E.G.

DESIGNED BY: M.J.J.M.

IPARM FILE: p05b048i04.i

PLOT DATE: 12/20/2012

DRAWN BY: W.G.P.

CHECKED BY: D.E.G.

SHEET 30 OF 310